



WHAT'S NEW IN CLEAR SIGHT: 2023-2024

TEST INFORMATION DISTRIBUTION ENGINE (TIDE)

Upload – Old



Preparing for Testing



Administering Tests



After Testing

Student ID/User Email



Users ▼

Students ▼

Test Settings and Tools ▼

Test Windows ▼

Rosters ▼

Upload Students



Download Templates ▼

i Use this page to upload a file of students you want to add or modify. [more info](#) ▼

Step 1: Upload File

Choose File

Browse

+ Upload History

Next

Upload - New

Upload Student Information

Use this page to upload a file of students you want to add or modify. [more info](#)

Progress wizard is more visually appealing and centered. This wizard is key for informing the user where h/she is at with the upload.



Step 1: Upload

Drag & Drop a .CSV or .XLS file to Upload

Choose File

Template

The format of your data is important. Use a Template to get started

Download a Template

History

View a history of uploads to this account.

Show History

Template and History sections are moved right up front so users can see them right away. The template and history tables will greatly help the user create a data file.

Drag and drop ... modernized, touchscreen-friendly instead of having to use a mouse and clicking and browsing for a file.

Upload - New

Upload Student Information

Upload templates are more readily accessible throughout the workflow.

of students you want to add or modify. [more info](#)

Step 1: U

Download a Template

CSV Template
Download Now

XLS Template
Download Now

Choose File(s)

History


View a history of uploads to this account.

Show History

Upload- New

Upload Student Information

Use this page to upload a file of students you want to add or modify. [more info](#)



Step 1: Upload

Drag & Drop a .CSV or .XLS file to Upload

Choose File

Template

The format of your data is important. Use a Template to get started

Download a Template

History

View a history of uploads to this account.

Hide History

FileName	Date Uploaded	Status	Validation Report	Records Rejected	Records Processed	User
TX2022-2023_UploadStudentsSPIRNGORDERSSP (1).xlsx	01/09/2023 12:34 PM	Previewed	N/A	N/A	N/A	TX-ADMIN1@demo.user
TX2022-2023_UploadStudentsSPIRNGORDERSSP (1).xlsx	01/09/2023 12:01 PM	Processed	Download	Download (2)	Download (154)	TX-ADMIN1@demo.user
TX2022-2023_UploadStudentsSPIRNGORDERSSP (1).xlsx	01/09/2023 11:08 AM	Processed	Download	Download (2)	Download (154)	TX-ADMIN1@demo.user
StudentData.csv	01/08/2023 3:21 PM	Processed	N/A	N/A	Download (1)	TX-ADMIN1@demo.user
StudentData.csv	01/08/2023 2:40 PM	UI Validated	N/A	N/A	N/A	TX-ADMIN1@demo.user


The Upload History is made more visible through the use of Show History / Hide History buttons. Users can expand and collapse the Upload History using the button.

Upload - New

Upload Student Information

Verify you uploaded the correct file. Click Next. If the values in the columns are incorrect, try re-creating your upload file using one of the [available templates](#) from the previous Upload Students page.

The preview contains only a few records to help the user confirm that they selected the desired file.




Step 2: Preview

Row Number	TSDS ID	Enrolled District Code	Enrolled Campus Code	Testing District Code	Testing Campus Code	Last Name	First Name	Middle Name	Gender	Birthdate	Grade Level Code	PEIMS ID	Local Student ID	Hispanic Latino Code (ETH)	American Indian Alaska Native Code (I)	Asian Code (A)	Black African American Code (B)	Native Hawaiian Pacific Islander Code (P)
1	DM08191355	990001	990001001	990001	990001001	SPRINGORDERLN	SPRINGORDERFN		M	09092001	03							
2	DM08191356	990001	990001001	990001	990001001	SPRINGORDERLN	SPRINGORDERFN		M	09092001	04							
3	DM08191357	990001	990001001	990001	990001001	SPRINGORDERLN	SPRINGORDERFN		M	09092001	05							
4	DM08191358	990001	990001001	990001	990001001	SPRINGORDERLN	SPRINGORDERFN		M	09092001	03							
5	DM08191359	990001	990001001	990001	990001001	SPRINGORDERLN	SPRINGORDERFN		M	09092001	04							
6	DM08191360	990001	990001001	990001	990001001	SPRINGORDERLN	SPRINGORDERFN		M	09092001	05							
7	DM08191361	990001	990001001	990001	990001001	SPRINGORDERLN	SPRINGORDERFN		M	09092001	03							
8	DM08191362	990001	990001001	990001	990001001	SPRINGORDERLN	SPRINGORDERFN		M	09092001	04							
9	DM08191363	990001	990001001	990001	990001001	SPRINGORDERLN	SPRINGORDERFN		M	09092001	05							
10	DM08191364	990001	990001002	990001	990001001	SPRINGORDERLN	SPRINGORDERFN		M	09092001	03							

Upload - New

New "Validation Summary" table summarizes the types of validation errors/warnings encountered with this file and offers additional helpful information on how to resolve.


TIDE Users Usage Dashboard
Notifications • Help
Roberta Smith ▾

Preparing for Testing
Administering Tests
After Testing

Users ▾
Students ▾
Test Settings and Tools ▾
Rosters ▾
Paper Ordering 8907 ▾
Test Windows ▾

Upload Student Information

i Verify you uploaded the correct file. Click Next. If the values in the columns are incorrect, try re-creating your upload file using one of the [available templates](#) from the previous Upload Students page. [more info](#)

1
 Upload
Find a File

2
 Preview
Preview Upload

3
Validate
Fix errors

4
 Receive Confirmation
All done

Step 3: Validate

- ✔ 22 record(s) will be committed.
- ✘ 3 records with error(s) will not be committed.
- ⚠ 1 record with a warning(s) will be committed. Consider editing this row.

Summary

Error / Warning Type	Number	How to Fix
✘ Error: Invalid Value for Birthdate	4	Please use MMDDYY format. View a Tutorial for help fixing this [Error 7203399]
✘ Error: Invalid Value for Grade	3	Please use EE, PK, KG, 01, 02, 03, 04, 05, 06, 07, 08, 09, 10, 11, 12, or OS format. View a Tutorial for help fixing this. 1 instance. [Error 7203398]
⚠ Warning: Empty Value First Name	1	Please complete this entry. [Warning 7203397]

Details

Row Number	TSDS ID	Enrolled District Code	Enrolled Campus Code	Testing District Code	Testing Campus District Code	Last Name	First Name	Middle Name	Gender	Birthdate	Grade Level Code	Local ID
1	DM01002560	990001	990001001			Doe	Jane		F	✘ 1112001	✘ 3	
2	DM01002561	990001	990001001			Dole	Peter		M	✘ 1232001	✘ 3	
3	DM01002562	990001	990001001			Drake	Sophia		F	✘ 6012001	✘ 3	
4	DM01002563	990001	990001001			Grady	⚠		M	02112001	03	
5	DM01002564	990001	990001001			Grant	Aiden		M	✘ 1012001	03	

Upload Revised File
Continue with Upload
Download Validation Report

Validation Details table view is still available to show specific records containing problems.

Users can switch easily between the Validation Summary and the Validation Details to help understand and resolve issues.

Upload =- New

Upload Student Information

Review the validation results, then click Continue with Upload.

1

Upload
Find a file

Upload Revised File



Drag & Drop a .CSV or .XLS file to Upload

Choose File

Step 3: Validate

Large drag & drop interface is available for users to upload a revised file once they've fixed errors shown in the previous view.

Follow the suggestions and upload a Revised File

Row Number	TSDS ID	Enrolled District Code	Enrolled Campus Code	Testing District Code	Testing Campus Code	Last Name	First Name	Middle Name	Gender	Birthdate	Grade Level Code
------------	---------	------------------------	----------------------	-----------------------	---------------------	-----------	------------	-------------	--------	-----------	------------------

Invalid Value for Birthdate. Please use MMDDYYYY format. View a Tutorial for help fixing this. 2 instances. [Error 7203399]

1	DM01002560	990001	990001001			Dennison	Anna		F	1012001	03
2	DM01002561	990001	990001001			Grateful	Santiago		M	4112001	03

Invalid Value for Grade. Please use EE, PK, KG, 01, 02, 03, 04, 05, 06, 07, 08, 09, 10, 11, 12, or OS format. View a Tutorial for help fixing this. 1 instance [Error 7203394]

Upload Student Information

i Verify you uploaded the correct file. Click Next. If the values in the columns are incorrect, try re-creating your upload file using one of the [available templates](#) from the previous Upload Students page. [more info](#)



✓ Your Data File has been Uploaded

- ✓ 23 record(s) were committed.
- ✗ 3 records with error(s) were not committed.

[Upload New File](#)

[Download Validation Report](#)

Confirmation screen shows how many records were uploaded successfully.

Rosters

- Modernize and improve the roster management interface
- Cleaner interface, easier to find students by group or individual, fewer clicks
- New search option to quickly find students newly enrolled in a school to help keep up with changes in rostering
- Retains all existing Roster functionality.

TEA | TEAS ASSESSMENT | Administration: Texas 2022-23 School Year | User: Hubbard, Sonja (STATE)

Preparing for Testing | Administering Tests | After Testing

Users | Student Information | Test Attributes | Rosters | Administration and Security Forms

View/Edit Rosters

View/Edit !!!!PatchSepRoster1

Use this form to modify the roster. [more info](#)

Search for Students to Add to the Roster

TSDS ID: Grade: None selected

Student's Last Name: Gender: Male Female

Student's First Name: PEIMS ID:

+ Advanced Search

Search

Add Students to the Roster

*Roster Name: !!!!PatchSepRoster1

*Teacher Name: TSA TTS, Test

*Show: Current Students Current and Past Students

Select "Available Students" to add to the "Selected Students" roster.

Available Students (0)	Filter
<input type="checkbox"/> Add Student Name Grade Reporting ID	

To add students to your roster, search in the section above. Search results display here under Available Students.

Selected Students (5)	Filter
<input type="checkbox"/> Remove Student Name Grade Reporting ID	
<input checked="" type="checkbox"/> DemoLast.DemoFirst 04 DM73918256	
<input checked="" type="checkbox"/> PCB25287.LN.PCB2528... 05 DM98934723	
<input checked="" type="checkbox"/> ppv-LN.ppv-FN 05 9998748	
<input checked="" type="checkbox"/> ppvuploadfile.ppvuploadfile 06 DM9382	
<input checked="" type="checkbox"/> TIDE-107600LN.TIDE-10... 07 DM97423742	

2022

Cambium Assessment | TIDE Users Usage Dashboard | Notifications | Help | Roberta Smith

View / Edit Roster

Find and Select Students Q

Search for students to add to your roster by using Student Search to find specific students or groups, or use Quick Roster to quickly build complete rosters.

Student Search Quick Roster

SSID ID:

Local ID:

Student name: First name Last name

Grade:

Additional Fields

Search by groups of students.

Search fields:

Search

Enter Roster Details

You can edit the name and teacher associated with this roster.

Name: Smith, B - Reading

Teacher: Sullivan, Anne

Selected Students

Show more columns Filter current roster...

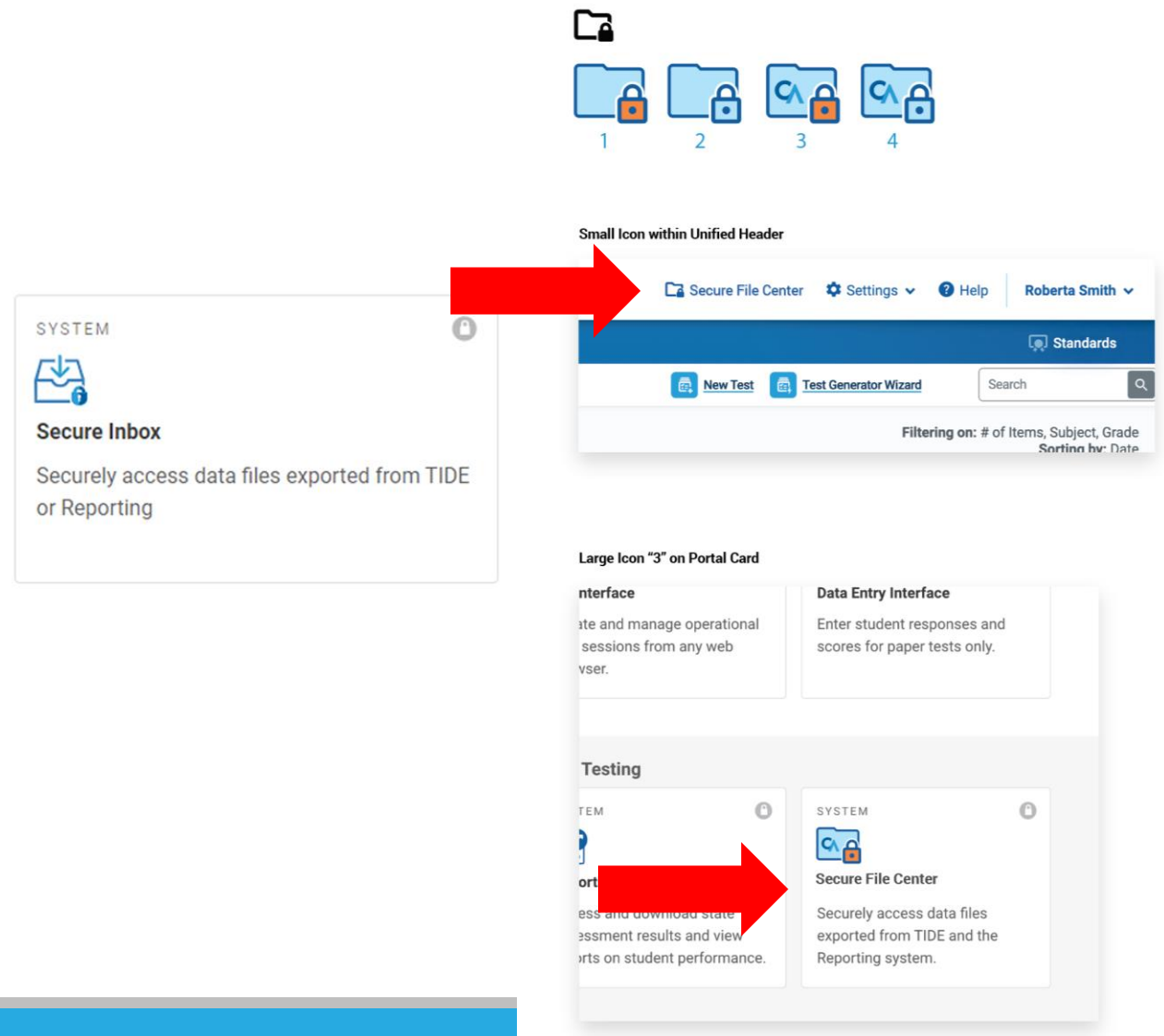
REMOVE ALL	GRADE	STUDENT NAME	SSID	DATE OF BIRTH
<input checked="" type="checkbox"/>	Grade 2	Doe, Jane	9990009012	2005-01-01
<input checked="" type="checkbox"/>	Grade 2	Doe, John	9990009011	2005-01-01
<input checked="" type="checkbox"/>	Grade 2	Doe, Janet	9990009009	2005-01-01

Save Cancel

2023

Secure File Center – New Name

- New Name for Secure Inbox: "Secure File Center"
- CAI's secure, integrated file storage and transfer system
 - » Receive reports, large search results, and other files from CRS and TIDE
 - » Receive Hotline Alerts / Learner In Danger / Crisis Papers
 - » Receive validation logs from TIDE file processing
 - » Send and receive files to individual users by username or by role/org



Secure File Center – New Name

The screenshot displays the 'Secure File Center' interface within the 'Authoring' application. The interface includes a top navigation bar with the Cambium Assessment logo, 'Secure File Center', 'Help', and the user name 'Roberta Smith'. Below this is a secondary navigation bar with 'View Documents' and 'Send Files' buttons. The main content area features a table of files with the following columns: NAME, CREATED, EXPIRATION, DAYS LEFT, and ACTIONS. The table lists several files, including reports and authoring files, each with a progress bar indicating the number of days left. A left sidebar contains filter options for Mailbox, System Labels, and Custom Labels. At the bottom of the table, there is a 'Results per Page' dropdown set to 20 and a pagination control showing 'PREV 1 2 3 NEXT'.

NAME	CREATED	EXPIRATION	DAYS LEFT	ACTIONS
Kulaaohawaii_StudentData_141238796 PM.xls REPORTING	Jan 23, 2023 2:12 PM	Feb 22, 2023 2:12 PM	22 DAYS	[Icons]
Kulaaohawaii_StudentData_161136483 PM.xls REPORTING	Jan 12, 2023 4:11 PM	Feb 11, 2023 2:12 PM	11 DAYS	[Icons]
Kulaaohawaii_StudentData.zip REPORTING	Jan 12, 2023 4:07 PM	Feb 11, 2023 4:07 PM	11 DAYS	[Icons]
Kulaaohawaii_StudentData_160616175 PM.xls REPORTING	Jan 12, 2023 4:06 PM	Feb 11, 2023 4:06 PM	11 DAYS	[Icons]
DT0105.zip AUTHORING	Jan 6, 2023 4:15 PM	Feb 5, 2023 4:15 PM	5 DAYS	[Icons]
Generated Test 544708.zip AUTHORING	Jan 4, 2023 2:13 PM	Feb 3, 2023 2:13 PM	3 DAYS	[Icons]
RPF1c Butterflies.print.concepts.zip AUTHORING	Jan 3, 2023 2:24 PM	Feb 2, 2023 2:24 PM	2 DAYS	[Icons]

TIDE – Student Record Update History

- Provide a detailed history of what updates were made to a student's record in TIDE, when, and by whom
- Help resolve questions about which user made an update to a student's records
- Distinguish updates made by users in the TIDE interface (edits or file uploads) as opposed to through an automated data import process (if applicable for state/district)
- Update History page will honor existing role-based visibility restrictions on data fields. For example, if STC role cannot view the Economic Disadvantage flag, any history of updates to the Economic Disadvantage flag will be hidden from the Update History for STC role.

Recent Changes Student Information and Test Settings Enrollment and Rosters Test Eligibility

Text-To-Speech search for a field, example: gender, or grade...

Field	Value	Created By	Created On	Ended On
Text-to-Speech	On	Automated Import Process	08/01/2022 6:00:09 AM	Active
Enrolled Grade	05	Automated Import Process	08/01/2022 6:00:09 AM	Active
Middle Name	Robert	Automated Import Process	08/01/2022 6:00:09 AM	Active
Text-to-Speech	Off	kenneth.healy@cambiumassessment.com	02/24/2022 7:21:15AM	Inactive (08/01/2022 6:00:09 AM)
Enrolled Grade	04	Automated Import Process	08/20/2021 6:00:15 AM	Inactive (08/01/2022 6:00:09 AM)
Middle Name	Bob	kenneth.healy@cambiumassessment.com	02/24/2022 7:21:15AM	Inactive (08/01/2022 6:00:09 AM)
Text-to-Speech	On	Automated Import Process	08/01/2020 6:00:09 AM	Inactive (02/24/2022 7:21:15AM)
Middle Name	Robert	Automated Import Process	08/01/2020 6:00:09 AM	Inactive (02/24/2022 7:21:15AM)
Gender	Male	Automated Import Process	08/01/2020 6:00:09 AM	Active
Date of Birth	01012016	Automated Import Process	08/01/2020 6:00:09 AM	Active

Recent Changes Student Information and Test Settings Enrollment and Rosters Test Eligibility

District search for a district, school, teacher, or roster name...

Student Updates	Type	Updated By	Added On	Active/Inactive
Miami-Dade	District	Automated Import Process	08/01/2020 6:00:09 AM	Active
Orange Elementary	School	Automated Import Process	08/01/2020 6:00:09 AM	Inactive (02/24/2022 7:21:15AM)
Dade Elementary	School	kenneth.healy@cambiumassessment.com	08/01/2022 6:00:09 AM	Inactive (08/01/2022 6:00:09 AM)
Monroe Elementary	School	Automated Import Process	02/22/2023 4:19:15PM	Active
6B EL_Level1	Roster	kenneth.healy@cambiumassessment.com	02/24/2022 7:21:15AM	Active

Recent Changes Student Information and Test Settings Enrollment and Rosters Test Eligibility

search for a test name...

Student Eligible For	Beginning	End
Smarter Gr 5 ELA ICA	08/01/2022 6:00:09 AM	Active
Smarter Gr 5 MA ICA	08/01/2022 6:00:09 AM	Active
Smarter Gr 5 ELA Summative	08/01/2022 6:00:09 AM	Active
Smarter Gr 5 MA Summative	08/01/2022 6:00:09 AM	Active
Smarter Gr 4 ELA ICA	08/01/2022 6:00:09 AM	Inactive 08/01/2022 6:00:09 AM
Smarter Gr 4 MA ICA	08/01/2022 6:00:09 AM	Inactive 08/01/2022 6:00:09 AM
Smarter Gr 4 ELA Summative	08/01/2022 6:00:09 AM	Inactive 08/01/2022 6:00:09 AM

PLATFORM SUPPORT & SECURE BROWSER

Windows: Platform Support and Secure Browser

SY 2023-2024 Support:

- Secure Browser 16
- Presumed new version (12, 13?)
releasing around September 2023
- Windows 11 (all builds/sub-versions from May 2023 onward)
- Windows 10 (all builds/sub-versions from May 2023 onward)

No longer supported in SY 2023-2024:

- Windows 8.1 & Server 2012
- Secure Browser 15
- Builds of Windows 10 and 11 released prior to May 2023



macOS: Platform Support and Secure Browser

SY 2023-2024 Support:

- Secure Browser 16
- Presumed new version (14?) releasing around September 2023
- macOS 13 “Ventura” (all builds/sub-versions from May 2023 onward)
- macOS 12.6 “Monterey” (all builds/sub-versions from May 2023 onward)
- macOS 11.6 “Big Sur” (all builds/sub-versions from May 2023 onward)

No longer supported in SY 2023-2024:

- Secure Browser 12.5 and 15
- 10.15 “Catalina”



iPadOS: Platform Support and Secure Browser

SY 2023-2024 Support:

- Presumed new version (17?) releasing around September 2023
- iPadOS 16 (all builds/sub-versions from May 2023 onward)
- iPadOS 15 (all builds/sub-versions from May 2023 onward)

No longer supported in SY 2023-2024:

- iPadOS 14

Linux : Platform Support and Secure Browser

SY 2022-2023 Support:

- Secure Browser 16
- Fedora 36
- Fedora 35
- Ubuntu 22 LTS
- Ubuntu 20 LTS

No longer supported in SY 2023-2024:

- Secure Browser 15
- Fedora 34 and below
- Ubuntu 18 and below



TEST DELIVERY SYSTEM

Test Administration (aka Proctor) and Student
Applications

TDS Proctor UI Refresh

- Context:
 - Modernized TDS Proctor Application

The screenshot displays the 'Test Administration' interface for Cambium Assessment. At the top left is the Cambium Assessment logo and the title 'Test Administration'. On the top right, there are links for 'Help' and the user name 'Roberta Smith'. Below the header is a navigation bar with three tabs: 'Active Sessions' (selected), 'Upcoming Sessions', and 'At Home Assignments'. The main content area contains the text: 'These are your current/active testing sessions.' followed by 'The table below shows all the sessions that are live for you right now.' Below this is a section titled 'Active Sessions' containing a table with one row of session data.

Session ID	Session Info	Type	Share	Action
TEST-D9E9-1		In Person session	Share Link	Join

TDS Proctor Application

Active Session Screen

- Session ID has been relocated to a tab closer to the list of students testing.
- Tabs are used for system functionality that takes the user to a new screen, where-as buttons are used for features that will invoke an action.

2022

The 2022 interface shows a top navigation bar with the Cambium Assessment logo and a search bar. Below the navigation bar, there is a section for the 'Operational Test Session' with a status bar showing '0 students awaiting approval', '0 print requests', and '0 active students (max 200)'. The main content area contains 'Instructions' with three numbered steps: 1. Start Session, 2. Approve Students, and 3. Monitor Progress. A 'STOP' button is visible next to the Session ID 'TEST-A875-4'.

2023

The 2023 interface shows a top navigation bar with the Cambium Assessment logo and a search bar. Below the navigation bar, there is a section for the 'Operational Test Session' with a status bar showing '0 students awaiting approval', '0 print requests', '0 active students (max 200)', and '0 tests in session'. The main content area contains 'Instructions' with three numbered steps: 1. Start Session, 2. Approve Students, and 3. Monitor Progress. A 'Select Tests' button is visible next to the Session ID 'TEST-BFE8-1'.

TDS Proctor Application

The following slides display the old application (2022) and the new application for Fall 2023.

2022

2023

The 2022 interface shows a header with the West Virginia Assessments logo and the title "Proctor Application for the Test Delivery System". Below the header are three tabs: "Active Sessions", "Upcoming Sessions", and "At Home Assignments". The main content area contains the text "These are your current/active testing sessions. The table below shows all the sessions that are live for you right now." followed by a table with one row of session data. A "Start a New Session Now" button is located in the bottom right corner of the main content area.

Session ID	Session Info	Type	Share	Action
UAT-6088-3		In Person session	Share Link	Join

The 2023 interface shows a header with the Cambium Assessment logo and the title "Test Administration". Below the header are three tabs: "Active Sessions", "Upcoming Sessions", and "At Home Assignments". The main content area contains the text "These are your current/active testing sessions. The table below shows all the sessions that are live for you right now." followed by the heading "Active Sessions" and a table with no rows. A "Start a New Session Now" button is located in the bottom right corner of the main content area.

Session ID	Session Info	Type	Share	Action
------------	--------------	------	-------	--------

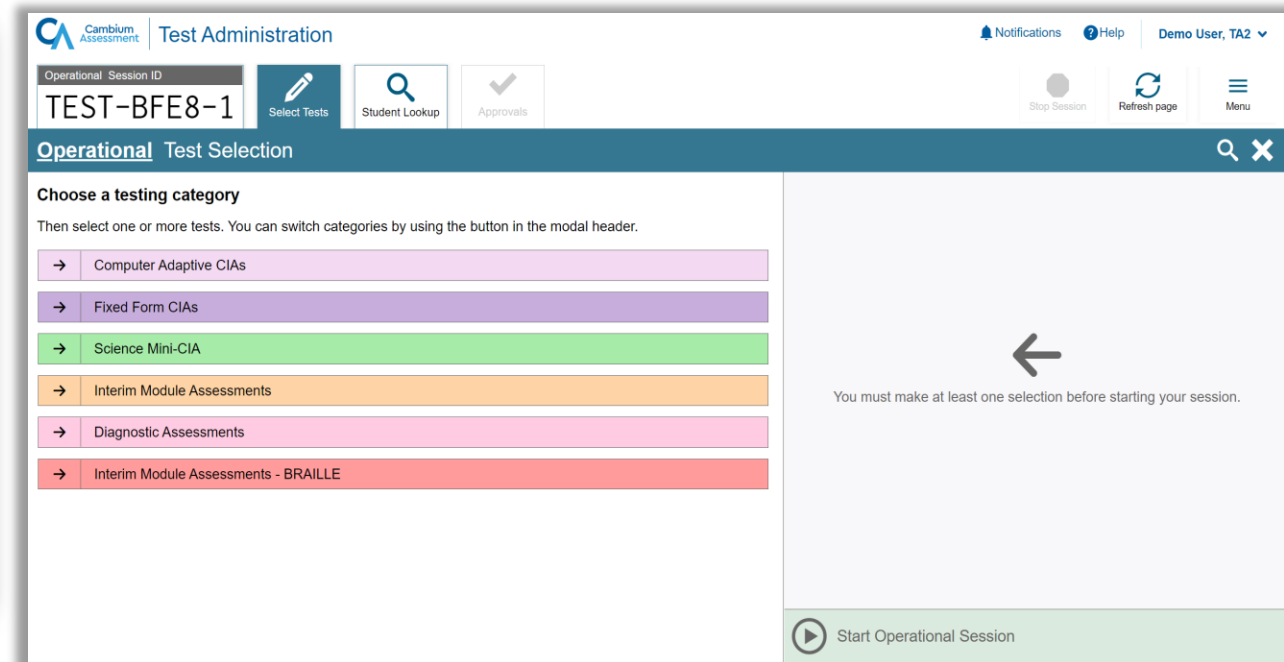
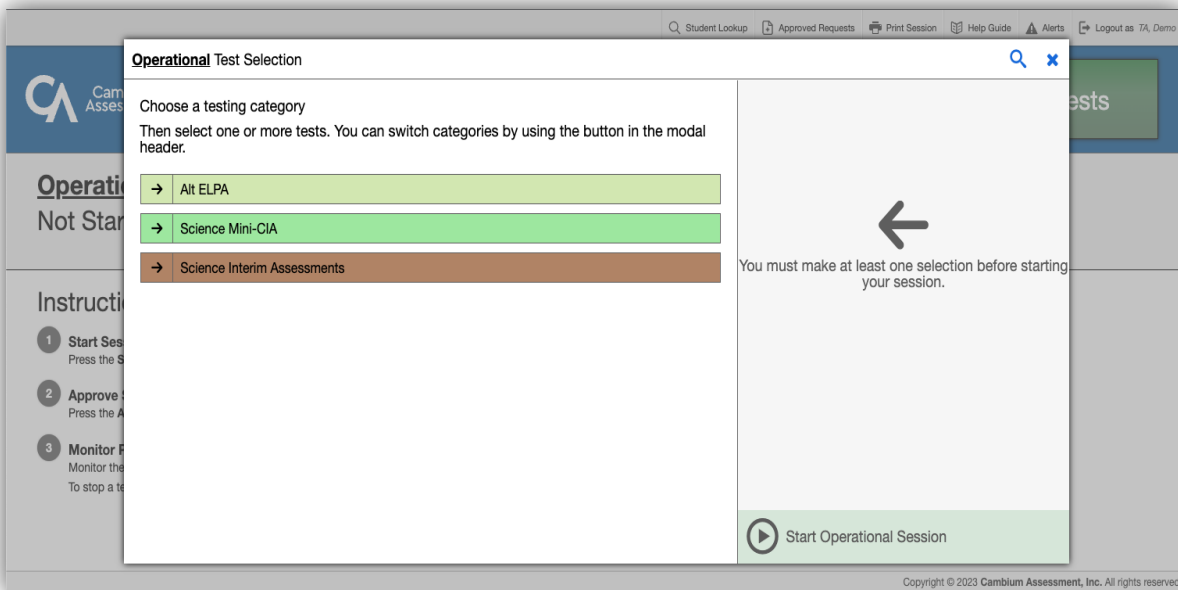
TDS Proctor Application

Test Selection when starting or scheduling a session

- We are using the full screen real-estate to accommodate longer test labels and lists of selected tests.

2022

2023

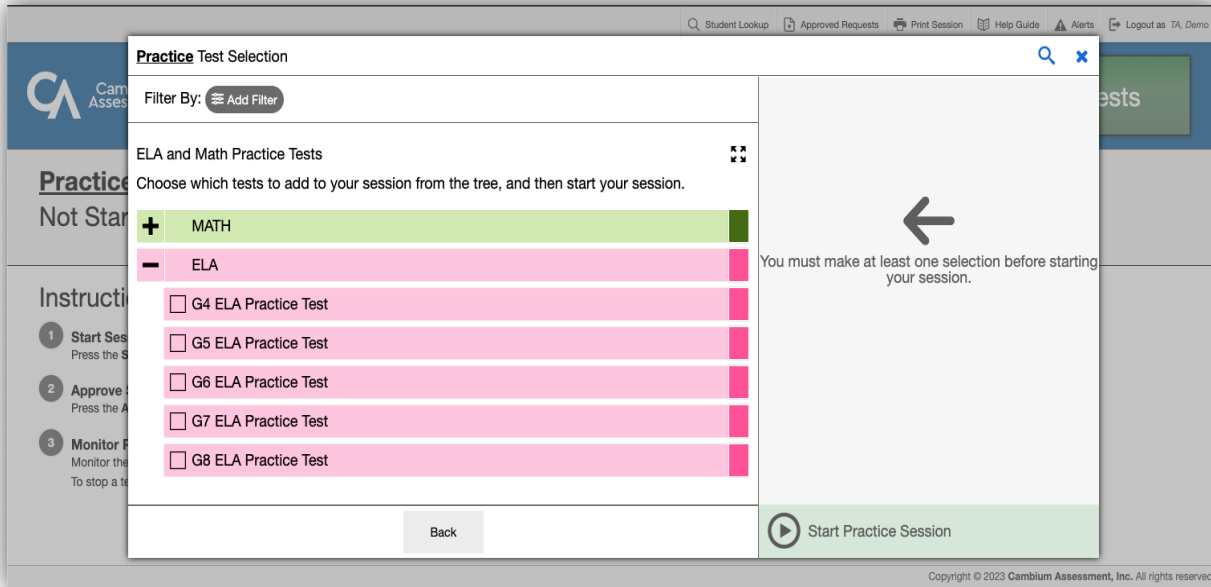


TDS Proctor Application

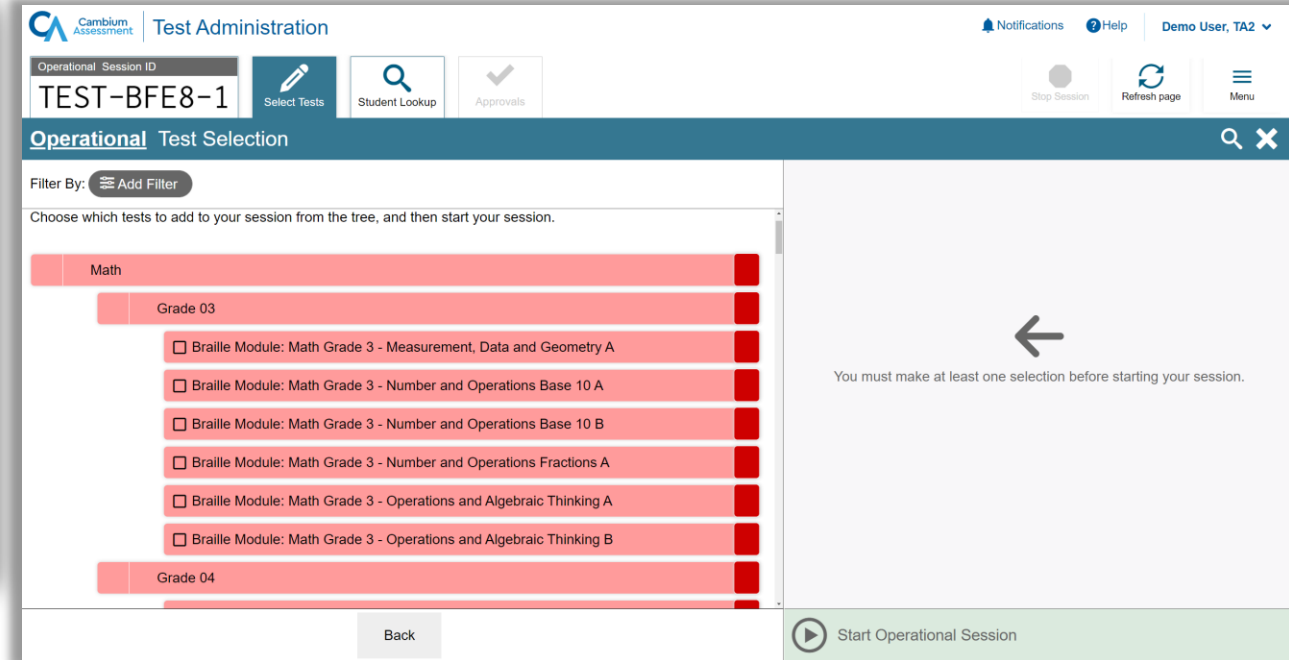
Test Selection when starting or scheduling a session

- Now using the full screen real-estate to accommodate longer test labels and lists of selected tests.

2022



2023



TDS Proctor Application

Students Waiting for Approval

- Approvals button is now a tab. Still shows the number of students waiting and still has some sort of animation to get the proctor's attention.

2022

The screenshot shows the 2022 version of the Cambium Assessment Test Administration interface. The top navigation bar includes links for Student Lookup, Approved Requests, Print Session, Help Guide, Alerts, and Logout as TA Demo. The main header displays the Cambium Assessment logo and the session ID 'TEST-A875-4'. A 'Select Tests' button and an 'Approvals' button with a red notification badge containing the number '1' are visible. Below the header, the 'Operational Test Session' section shows '1 students awaiting approval', '0 print requests', and '0 active students (max 200)'. The 'Instructions' section contains three numbered steps: 1. Start Session, 2. Approve Students, and 3. Monitor Progress. A copyright notice for 2023 Cambium Assessment, Inc. is at the bottom.

2023

The screenshot shows the 2023 version of the Cambium Assessment Test Administration interface. The top navigation bar includes links for Notifications, Help, and Demo User, TA2. The main header displays the Cambium Assessment logo and the session ID 'TEST-BFE8-1'. A 'Select Tests' button, a 'Student Lookup' button, and an 'Approvals' button with a blue notification badge containing the number '1' are visible. Below the header, the 'Operational Test Session' section shows '1 students awaiting approval', '0 print requests', '0 active students (max 200)', and '0 tests in session'. The 'Instructions' section contains three numbered steps: 1. Start Session, 2. Approve Students, and 3. Monitor Progress. A copyright notice for 2023 Cambium Assessment, Inc. is at the bottom.



TDS Proctor Application

Students Waiting for Approval

- Approvals button is now a tab. Still shows the number of students waiting and still has some sort of animation to get the proctor's attention.

2022

Operational Tests Test Session
TEST-AFE1-1

1 students awaiting approval 0 print requests 0 active tests (max 200)

Instructions

1 Start Session
2 Approve Students
3 Monitor Progress

Approvals and Student Test Settings

1 students awaiting approval 0 active tests (max 200) 0 tests in session

Student Name	SSID	Opp #	See Details	Action
GUEST	GUEST	1	Standard	✓ ✗

2023

Test Administration
TEST-AF54-1

1 students awaiting approval 0 print requests 0 active students (max 200) 0 tests in session

Module: ELA Grade 3 - Informational A - 1 student(s)

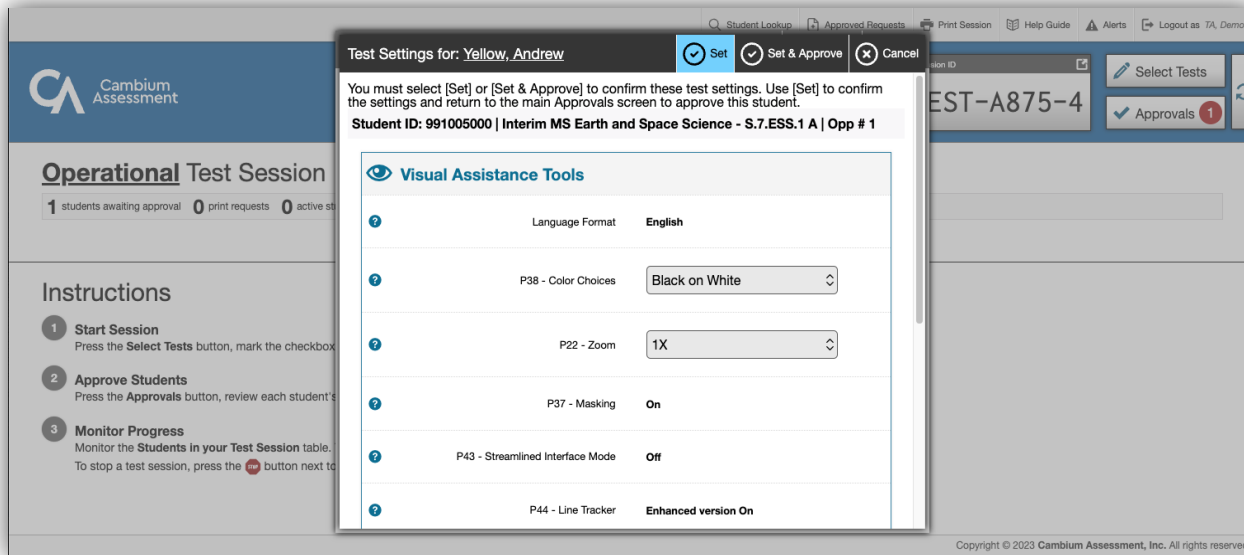
Student Name	Student ID	Opp #	See Details	Action
GUEST	GUEST	1	Standard	✓ ✗

TDS Proctor Application

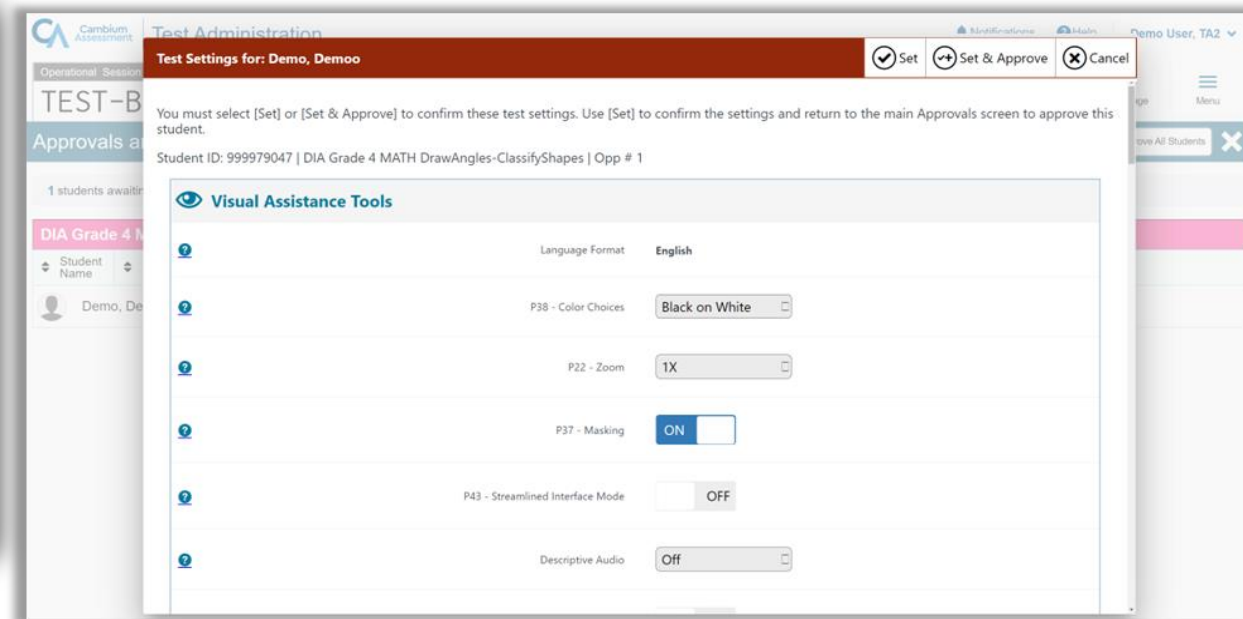
Reviewing, Setting and Approving Student Test Settings

- Modernized interface.

2022



2023

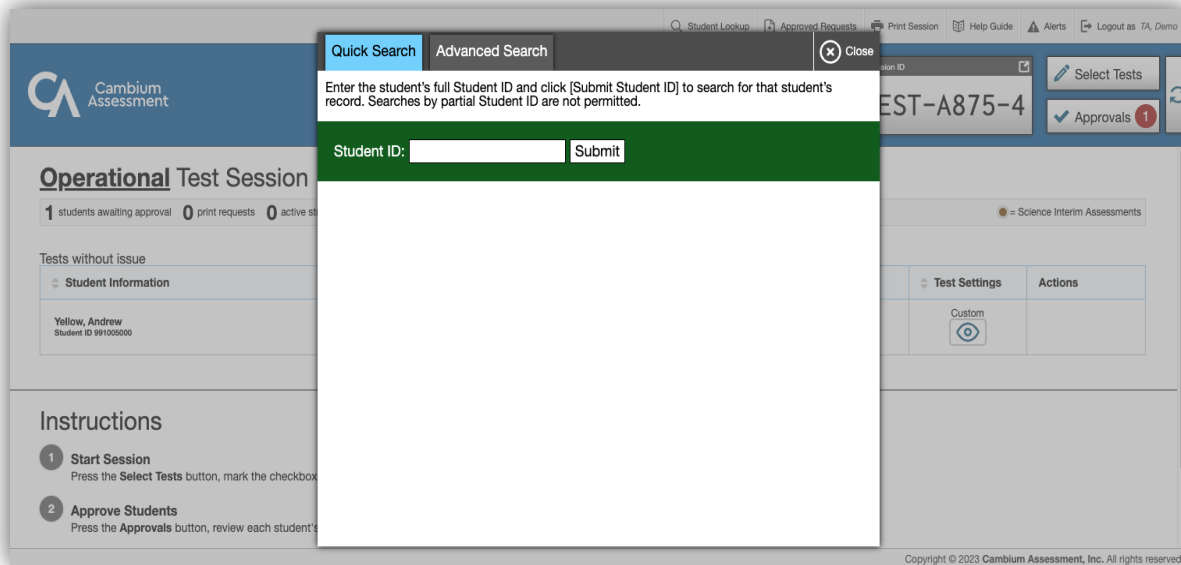


TDS Proctor Application

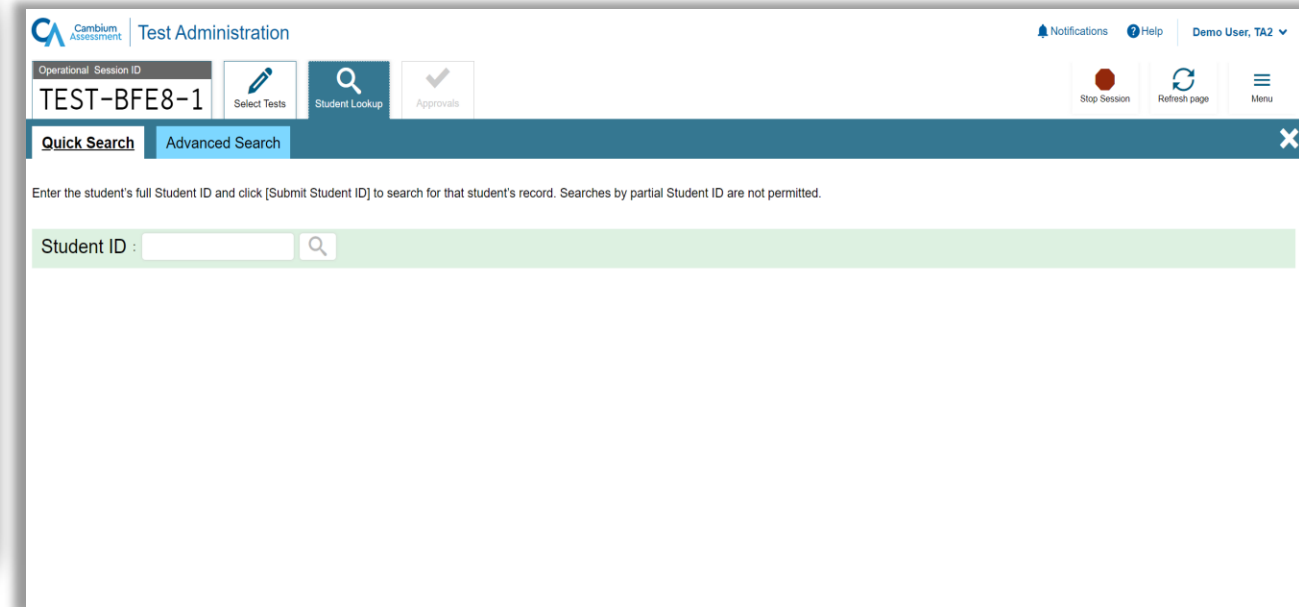
Basic Student Search

- Modernized interface

2022



2023



TDS Proctor Application

Advanced Student Search

- Modernized interface
- Many more students visible at once.

2022

Operational Tests Test Session

0 students awaiting approval | 0 print requests | 0 active tests (max 200)

Instructions

*** Note: The TA interface displays the number of items a student has answered over the maximum number of items a student could have encountered while testing. At the end of the test, the number of items answered might be less than the maximum number of items, as the adaptive engine may have administered the correct number of items, even if it does not match the maximum number of items noted in the test blueprint.

1 Start Session
Press the **Select Tests** button, mark the checkboxes.

2 Approve Students
Press the **Approvals** button, review each student's test results.

3 Monitor Progress
Monitor the **Students in your Test Session** table.
To stop a test session, press the **STOP** button next to the student's name.

Search Results

SSID	First Name	Last Name	Grade	Details
9999951166	Becky	Bell	03	
9999912504	df	df	03	
9999933505	df	df	03	
9999943103	df	df	03	

2023

Test Administration

Operational Session ID: TEST-BFE8-1

Notifications | Help | Demo User, TA2

Stop Session | Refresh page | Menu

Quick Search | **Advanced Search**

Use the drop-down menus to select the District, School, and Grade for your search. A First or Last Name is required.

District/School: Demo inst 9999

Grade: Grade 03

First Name: [input field]

Last Name: [input field]

Advanced Search Results

Student Information	Student's School	Student's District	
Pauling hanahah WV7587593475		Demo inst 9999	
undefined test 990009010		Demo inst 9999	
Pauling hanahah WV99991288		Demo inst 9999	
Obadele Bello Roufai WV94585694		Demo inst 9999	
Jordenns McGlothlins WV94585699		Demo inst 9999	
Test Test 999978777		Demo inst 9999	
Test Test 999978786		Demo inst 9999	
Test Test 999978795		Demo inst 9999	

TDS Proctor Application

Students actively testing.

- New ability to pin select students of interest to the top so they are easy to monitor.

Operational Test Session

1 students awaiting approval 0 print requests 0 active students (max 200)

Student Information	Opp #	Test	Progress	Status	Test Settings	Actions
Yellow, Andrew Student ID 991005000	1	Interim MS Earth and Space Science - S.7.ESS.1 A	0 / 0 answered	Paused More Info	Custom	

2022

Operational Test Session

0 students awaiting approval 0 print requests 1 active students (max 200) 1 tests in session

Student Information	Test	Opp #	Progress	Test Settings	Actions
Demo, Demoo 999979647	DIA Grade 4 MATH DrawAngles- ClassifyShapes	1	0% - Started	Standard	

2023



NEW END OF TEST WORKFLOW

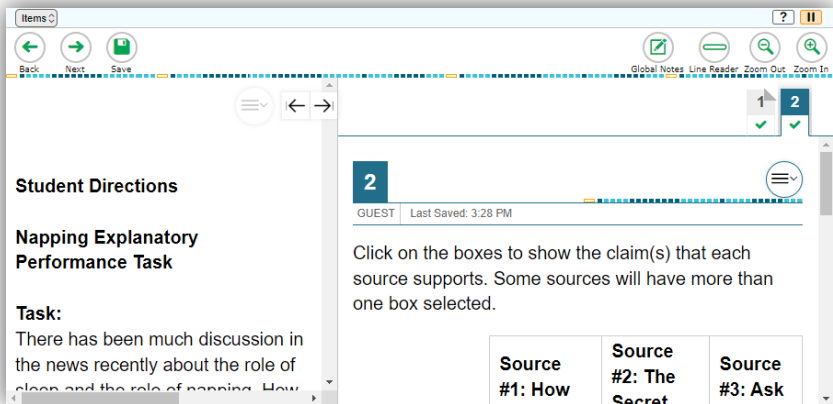
TDS – New Workflow to End a Test

The new default behavior of the student app will be as follows:

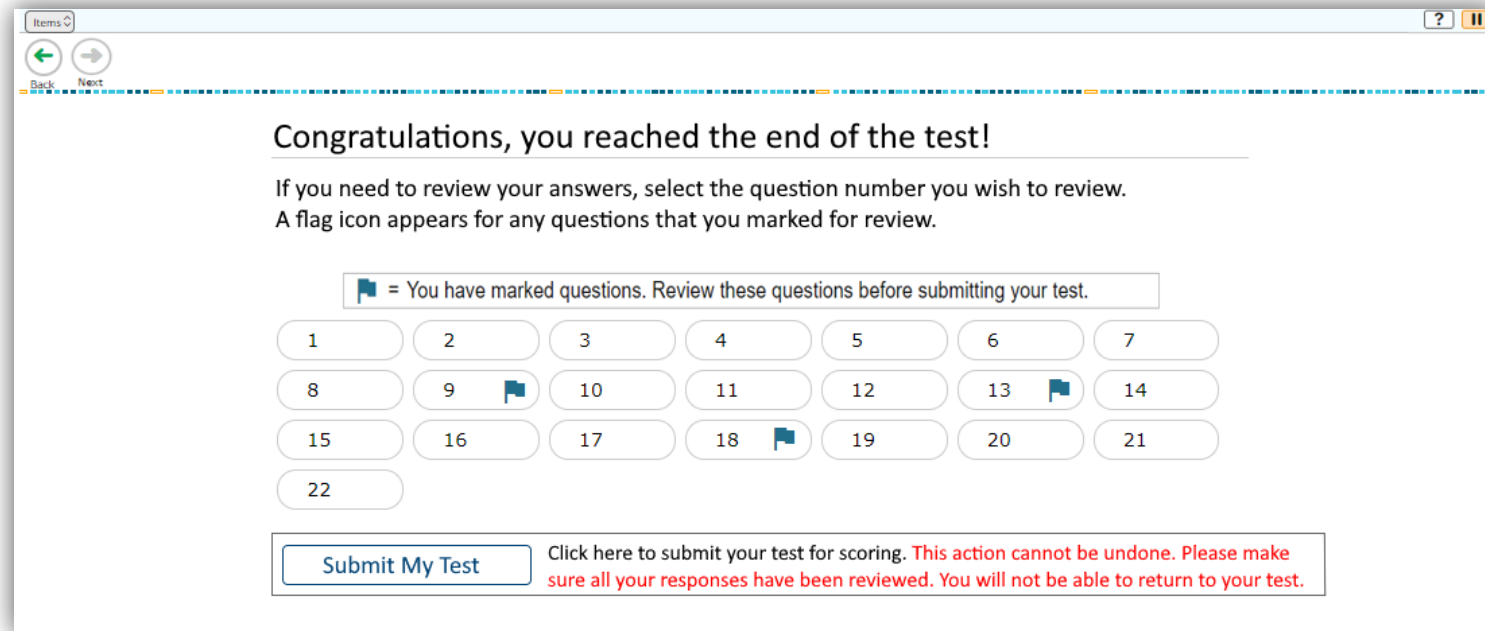
1. When the student reaches the last item of the test, they will no longer see an *[End Test]* button. They will click the *[Next]* button as if they are simply going to the next page in a traditional, linear workflow.
2. Instead of seeing an error message saying “*There are no more items*” they will be taken to a new overall test review screen.
3. The new review screen will look nearly identical to the segment review screens the student has seen up to this point, but it will clearly state that this is the end of the test.
4. The *[Next]* button will be grayed out on the new End Test Review Screen. The student can either go back into the test, pause or submit their test for scoring.

TDS – New Workflow to End a Test

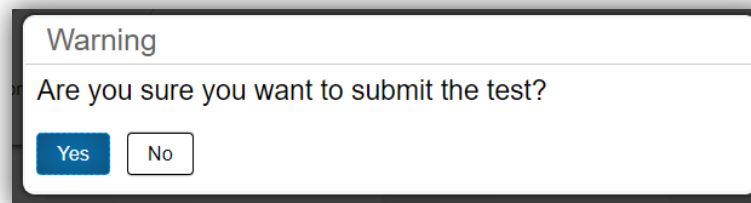
Last page of the test



New End Test Review Screen



Confirmation Dialog

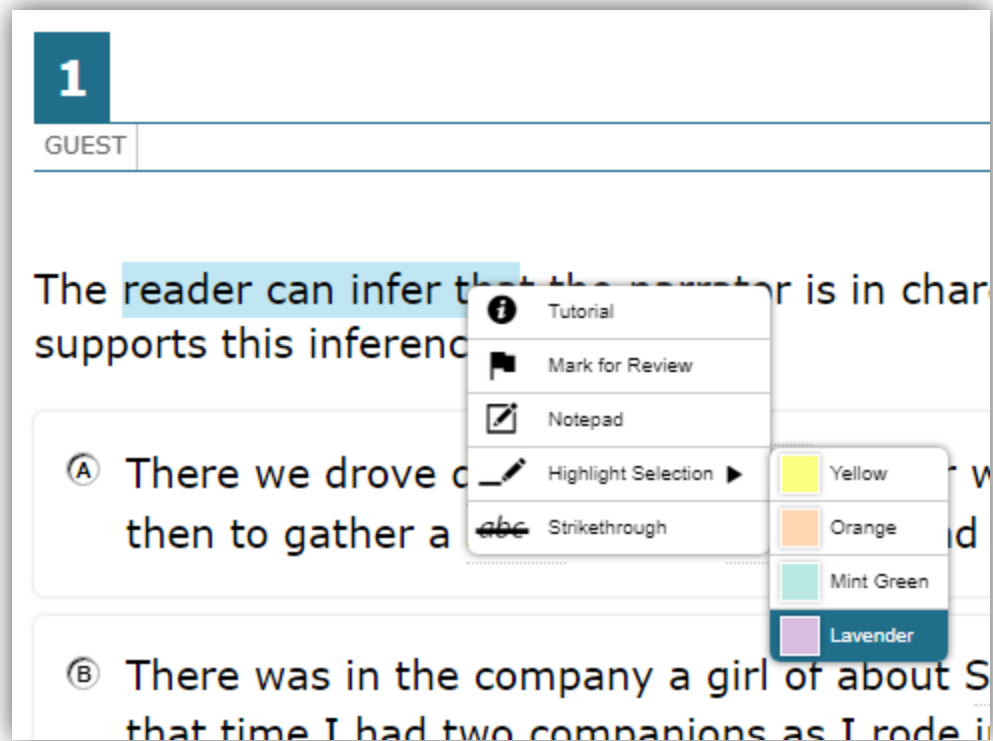


Results Screen

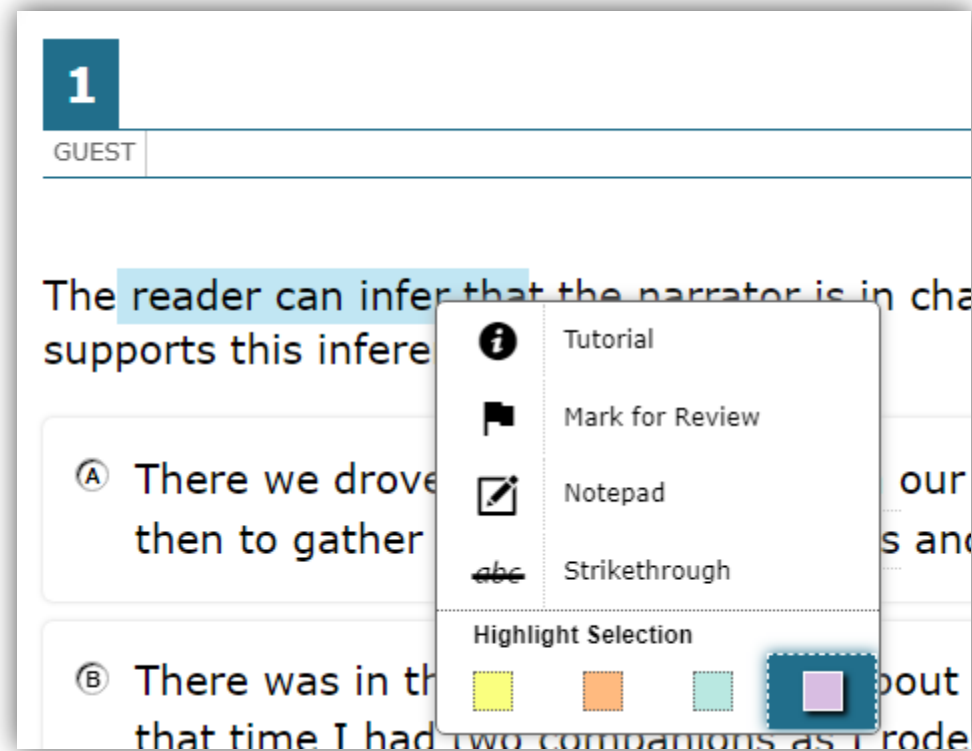
TDS – Student Context Menu Update

- Minor enhancements to the item context menu
 - Much larger options. Easier to click/tap and easier to read.
 - Highlighting colors are shown by default without requiring navigating a sub-menu

2022



2023



AUTHORING SYSTEM

Authoring System Enhancements

- All tests created in the Authoring system will now apply a student's ELA settings controlled in TIDE
- New and Improved User interface
 - Simplified User Interface with usability as the focus
 - Streamlined Test Administration and Sharing workflows



Authored Tests Now Follow TIDE ELA Settings

- New this year, tests created in the Authoring system will now automatically apply a student's ELA settings controlled in TIDE

The screenshot displays the TIDE interface with a red box highlighting the ELA settings column. The interface is organized into sections, each with a sub-section header and a list of settings. The ELA settings are as follows:

Section	Setting	ELA Setting
Presentation	American Sign Language	OFF
	Language	English
Concentration Assistance Tools	Masking	OFF
Integration with Assistive Technology	Permissive Mode	OFF
	Print on Request	None
	Text-To-Speech	None
Literacy Assistance Tools	TTS Tracking	OFF
Visual Assistance Tools	Color Choices	Black on White
	Line Reader	Off
	Mouse Pointer	System Default
	Streamlined Mode	OFF

Authoring Interface Enhancements

The screenshot displays the Authoring Interface with several enhancements highlighted by red callouts:

- Show Filters 5**: A button in the top navigation bar.
- Filters Panel now a pop-out**: A callout pointing to the 'Show Filters' button.
- Standards now a pop-out**: A callout pointing to the 'Standards' tab in the navigation bar.
- Streamlined Menu**: A callout pointing to the 'More...' dropdown menu.

The main content area shows an **Items List** table with the following columns: NAME, FEATURES, ITEM TYPE, GRADE, SUBJECT, AUTHOR, and DATE. The table contains 8 items, including 'Metamorphic Rock Ice Wedging', 'Sagittarius Visibility is Seasonal', 'Flagpole Height', 'Monkeyflower Pollination', 'Lystrosaurus, World Traveler?', 'What is an Urban Heat Island?', 'Ostracod Origins', and 'Packing Tape on Frosted Glass'. The interface also includes a search bar, a 'New Item' button, and a '3 Items selected' indicator.

Enhanced Tab Interface

- Includes new CAI Unified Header
- Modernized, simpler interface
- Streamlined Menu along top of the screen
- Simplified Grid to view all Item/Test information
- Filters Panel is now hidden and available as a pop-out menu
- Standards are now available as a pop-out menu

Authoring Items Tab

Items List

- All of the same item information is retained, but now available directly in the Item Grid

Items List

Expanded Item information available directly in the Grid

Filtering on: Item Type, Subject, Grade Sorting by: Date

<input type="checkbox"/>	NAME	FEATURES	ITEM TYPE	GRADE	SUBJECT	AUTHOR	DATE
<input type="checkbox"/>	Metamorphic Rock Ice Wedding Published	EN 3 2	Edit Task Inline Choice	8 - 10	Career and Technical Education	HIDOE, Demo PR	Jan 18, 2023
	Description: Ut veniamet praestis ad dit eum do od mod ex et venibh esse tio doloborperit lore con velit erci bla commy nonsenim nonsenis et irit vullam. Ut veniamet praestis ad dit eum do od mod ex et, venibh esse tio lore.		Linked Tests: Checkpoint: Alg II Functions F3		Standard: NGSS-MS-ESS1 Description: Develop and use a model of the Earth-sun-moon system to describe the cyclic patterns of lunar phases, eclipses of the sun and moon, and seasons.		
<input type="checkbox"/>	Lystrosaurus, World Traveler? Draft	EN 1	Multiple Choice / Select	9 - 10	Career and Technical Education	Me	Jan 15, 2023
<input type="checkbox"/>	What is an Urban Heat Island? Draft	ES EN	Table Match	9	Mathematics	Me	Jan 7, 2023
<input type="checkbox"/>	Ostracod Origins Draft	EN 2	Equation Response	6	Mathematics	Me	Dec 29, 2022
<input type="checkbox"/>	Packing Tape on Frosted Glass Draft	EN	Grid	5 - 6	Science	Me	Dec 27, 2022

Authoring Filters Panel

Filters Pop-out Panel

- Filters Panel is now a pop-out available from the main Tab display
- Allows users to interact with Filters without losing their place in the system
- Expanded usable area to improve usability of all filter types and unifies recent "Advanced Filters" into the panel

Filters

- Date Range
- Libraries
- Item Types
- Subject
- Grades
 - Kindergarten
 - 1st
 - 2nd
 - 3rd
 - 4th
 - 5th
 - 6th
 - 7th
 - 8th
 - 9th
 - 10th
 - 11th
 - 12th
- Standard
- Status
- Favorites
- Labels
- Items to Review
- Stimulus Associations
- Course
- Task Modal
- Difficulty Level

Apply Filters **Clear All**

Secure Inbox Help Roberta Smith

Standards

view Duplicate Label Share More... New Item Search

Filtering on: Item Type, Subject, Grade Sorting by: Date

FEATURES	ITEM TYPE	GRADE	SUBJECT	AUTHOR	DATE
EN 3 2	Edit Task Inline Choice	8 - 10	Career and Technical Education	HIDOE, Demo PR	Jan 18, 2023
EN 1 1	Item Set	5	Science	CAI	Jan 17, 2023
EN 2	Multiple Choice / Select	7	Physics	CAI	Jan 17, 2023
ES EN 1 1	Item Set	8	Science	HIDOE	Jan 16, 2023
EN 1	Multiple Choice / Select	9 - 10	Career and Technical Education	Me	Jan 15, 2023
ES EN	Table Match	9	Mathematics	Me	Jan 7, 2023
EN 2	Equation Response	6	Mathematics	Me	Dec 29, 2022
EN	Grid	5 - 6	Science	Me	Dec 27, 2022

< PREV 1 2 3 NEXT >



Authoring Standards

Standards Pop-out Panel

- Standards now a pop-out available from the main Tab display
- Allows users to search through their state Standards without losing their place in the system

The screenshot displays the Cambium Assessment Authoring interface. The main content area shows a table of items with columns for NAME, ITEM TYPE, GRADE, and SUBJECT. A red callout box labeled "Pop-out Standards panel" points to the right-hand side of the interface, where a "Standards" panel is open. This panel lists various standards publications with expandable options.

NAME	ITEM TYPE	GRADE	SUBJECT
Metamorphic Rock Ice Wedging	Stimulus	8	
Sagittarius Visibility is Seasonal	Stimulus	5	
Flagpole Height	Stimulus	8	Science
Lystrosaurus, World Traveler?	Multiple Choice / Select	8	Science
Soccer Penalty Kick	Multiple Choice / Select	4	Science
5 PS1-2 steel wool	Grid	5	Science
Dog Head Tilt	Multi-Part	3-4	English Language Arts
Redwall Limestone	Edit: Task Inline Choice	4	Physical Education
Great Frigate Birds	Equation Response	5-8	Mathematics
What is an Urban Heat Island?	Embedded Text Entry	9-10	Computer Science
Boat at Dock	Table Match	K-4	English Language Arts

Standards Panel:

- SBAC Publications**
 - Common Core ELA Standards (K-12) English Language Arts
 - Common Core Math Standards (K-11) Mathematics
- NGSS Publications**
 - Next Generation Science Standards (K-12) Career and Technical Education
- Hawaii Publications**
 - Career and Technical Education (K-12) Career and Technical Education
 - CSTA K-12 Computer Science Standards (K-12) Computer Science
 - Fine Arts (K-12) Visual Arts
 - Health Education (K-12) Health Education
 - Physical Education (K-12) Physical Education
 - Social Studies (K-12) Social Studies
 - World Languages (K-12) World Languages



Authoring Standards

Standards

- Select a Standards Publication to view a simplified list of all associated Standards
- New Standard Actions that allows users to dynamically engage with individual standards
- Text Filter to quickly find the Standard you need

The screenshot displays the Cambium Assessment Authoring interface. The main area shows a table of standards with columns for NAME, ITEM TYPE, GRADE, and SUBJECT. A red callout box labeled "New Quick Actions for Standards" points to a sidebar on the right. The sidebar, titled "Common Core ELA Standards", contains a search filter and a list of standards. A red box highlights a dropdown menu for standard 10.SL.2, which lists four actions: "Copy ID Code", "Find Items matching this Standard", "Find Tests matching this Standard", and "Create Quick Test".

NAME	ITEM TYPE	GRADE	SUBJECT
Metamorphic Rock Ice Wedging	Stimulus	8	Science
Sagittarius Visibility is Seasonal	Stimulus	5	Science
Flagpole Height	Stimulus	8	Science
Lystrosaurus, World Traveler?	Multiple Choice / Select	8	Science
Soccer Penalty Kick	Multiple Choice / Select	4	Science
5 PS1-2 steel wool	Grid	5	Science
Dog Head Tilt	Multi-Part	3-4	English Language Arts
Redwall Limestone	Edit Task Inline Choice	4	Physical Education
Great Frigate Birds	Equation Response	5-8	Mathematics
What is an Urban Heat Island?	Embedded Text Entry	9-10	Computer Science
Boat at Dock	Table Match	K-4	English Language Arts

STANDARD ACTIONS

- Copy ID Code
- Find Items matching this Standard
- Find Tests matching this Standard
- Create Quick Test



Authoring Tests Tab

Dashboard Items **Tests** Standards

Show Filters 3 Tests selected Duplicate Label Share More... New Test Test Generator Wizard Search

Tests List

Filtering on: # of Items, Subject, Grade Sorting by: Date

	NAME	# OF ITEMS	TEST WINDOW	GRADE	SUBJECT	AUTHOR	DATE																													
<input type="checkbox"/>	Basic Maintenance, Part II Published	12	Feb 7, 2023 - July 3, 2023	8 - 10	Career and Technical Education	HIDOE, Demo PR	Jan 18, 2023																													
<input type="checkbox"/>	Astronomy Introduction Published	9	Feb 12, 2023 - June 7, 2023	5	Science	CAI	Jan 17, 2023																													
<input type="checkbox"/>	Gravity Basics Published	15	Mar 9, 2023 - Mar 23, 2023	7	Physics	CAI	Jan 17, 2023																													
<p>Description: Ut veniamet praestis ad dit eum do od mod ex et venibh esse tio doloborperit lore con velit erci bla commy nonsenim nonsenis et irit vullam.</p> <p>Test Tools: Dictionary, TTS</p> <p>Test Template: None Selected</p>		<table border="1"><thead><tr><th>NAME</th><th>ITEM TYPE</th><th>GRADE</th><th>STANDARD</th><th>SUBJECT</th></tr></thead><tbody><tr><td>Newton's Discovery</td><td>Passage</td><td>7</td><td>NGSS-5-ESS</td><td>Physics</td></tr><tr><td>Measuring Force</td><td>Multiple Choice</td><td>7</td><td>NGSS-5-ESS</td><td>Physics</td></tr><tr><td>Gravitational Attraction</td><td>Multiple Choice</td><td>7</td><td>NGSS-5-ESS</td><td>Physics</td></tr><tr><td>Mass & Gravity</td><td>Equation Response</td><td>7</td><td>NGSS-5-ESS</td><td>Physics</td></tr><tr><td>Dark Matter</td><td>Multiple Choice</td><td>7</td><td>NGSS-5-ESS</td><td>Physics</td></tr></tbody></table> <p>Showing 1-5 of 7 View All</p>					NAME	ITEM TYPE	GRADE	STANDARD	SUBJECT	Newton's Discovery	Passage	7	NGSS-5-ESS	Physics	Measuring Force	Multiple Choice	7	NGSS-5-ESS	Physics	Gravitational Attraction	Multiple Choice	7	NGSS-5-ESS	Physics	Mass & Gravity	Equation Response	7	NGSS-5-ESS	Physics	Dark Matter	Multiple Choice	7	NGSS-5-ESS	Physics
NAME	ITEM TYPE	GRADE	STANDARD	SUBJECT																																
Newton's Discovery	Passage	7	NGSS-5-ESS	Physics																																
Measuring Force	Multiple Choice	7	NGSS-5-ESS	Physics																																
Gravitational Attraction	Multiple Choice	7	NGSS-5-ESS	Physics																																
Mass & Gravity	Equation Response	7	NGSS-5-ESS	Physics																																
Dark Matter	Multiple Choice	7	NGSS-5-ESS	Physics																																
<input type="checkbox"/>	Force and Motion Draft	8	Jan 1, 2023 - June 13, 2023	5 - 6	Science	Me	Dec 27, 2022																													

20 Results per Page PREV 1 2 3 NEXT

- ### Tests List
- All Test information is still retained and displayed in the Grid
 - Filers panel moved to a pop-out to preserve Grid display space
 - View all Items included on a Test using the dropdown arrow
 - Modify the Test Window directly from the Grid

Modify Test Window

List of Items on a Test

Sharing & Test Administration

Sharing & Test Administration

- Simplified Sharing & Test Administration workflows
- Allows users to more seamlessly search for users, groups, and institutions and customize individual permissions

Test Sharing

Sharing Destination

Share in Authoring
Allow other users to see, edit, or publish this test

Share to TDS
Allow other users to administer this test

Find Recipients

Sharing Group

- Schoolgroup: Demo School Group 2
- Institution: Training School 2

Search for Recipients

All

Search Results

NAME	EMAIL	ADD
Washington, George	george.washington@gmail.com	+
Demo School Group 2		+
Training School 2		+

Test Information

Checkpoint: Writing Grade 8 Informative (Educator-Scored) - 2
English Language Arts • Grade 8

Selected Recipients

NAME	EMAIL	ADMINISTER
Madison, James	james.madison@gmail.com	<input checked="" type="checkbox"/>
Monroe, James	james.monroe@gmail.com	<input checked="" type="checkbox"/>
Demo School Group 2		<input checked="" type="checkbox"/>
Training School 2		<input checked="" type="checkbox"/>

Save **Cancel**



Sharing & Test Administration

Sharing & Test Administration

- Simplified Sharing & Test Administration workflows
- Allows users to more seamlessly search for users, groups, and institutions and customize individual permissions

Item Sharing

Find Recipients

Sharing Group

✓ Schoolgroup: Demo School Group 2

✓ Institution: Training School 2

Search for Recipients

All Search

Search Results

NAME	EMAIL	ADD
Washington, George	george.washington@gmail.com	+
Adams, John	john.adams@gmail.com	+
Jefferson, Thomas	thomas.jefferson@gmail.com	+
Demo School Group 2		+
Training School 2		+

Test Information

Checkpoint: Writing Grade 8 Informative (Educator-Scored) - 2
English Language Arts · Grade 8

Selected Recipients

NAME	EMAIL	VIEW	EDIT	PUB
Madison, James	james.madison@gmail.com	<input type="checkbox"/>	<input type="checkbox"/>	<input checked="" type="checkbox"/>
Monroe, James	james.monroe@gmail.com	<input checked="" type="checkbox"/>	<input type="checkbox"/>	<input checked="" type="checkbox"/>
Demo School Group 2		<input checked="" type="checkbox"/>	<input checked="" type="checkbox"/>	<input type="checkbox"/>
Training School 2		<input checked="" type="checkbox"/>	<input type="checkbox"/>	<input checked="" type="checkbox"/>

Save Cancel



Item Sets

- Renaming Stimulus item type to "Item Set" to clarify purpose of item type

<input type="checkbox"/>	...	<input type="heart"/>	Sagittarius Visibility is Seasonal Published	EN	<input type="comment"/>	1	<input type="calendar"/>	1	▼	Item Set	5	Science	CAI	Jan 17, 2023
--------------------------	-----	-----------------------	--	----	-------------------------	---	--------------------------	---	---	----------	---	---------	-----	--------------