

ClearSight Training: Student Testing Interface

2023-2024

Support Resources

- ▶ **ClearSight Portal**
 - ▶ Training slides
 - ▶ User manuals
 - ▶ Quick guides for common actions
 - ▶ and much more!
- ▶ **ClearSight Help Desk** (via “Contact Us” page)

Student Interface System Agenda

- ▶ Secure Browser
- ▶ Logging In
- ▶ Functionality Checks
- ▶ Testing Interface
- ▶ Universal Tools
- ▶ Accessibility Resources
- ▶ Test Items
- ▶ Ending a Test

Secure Browser Testing vs. Public Browser Testing



What Is the Secure Browser?

The Secure Browser is designed to ensure test security by prohibiting students from accessing any other programs or websites during testing.








Secure Browser



If you have questions about installation of the Secure Browser, contact your Technology Coordinator.

Student Login via Secure Browser

Please Sign In

First Name:
 EX: JORDAN  

Student ID:
 EX: 123456789 


Session ID:
 CS - - - 


Student Login via Generic Public Browser Link


Generic Student Login Link:

[https://clearsight.cambiumtds.com/
student](https://clearsight.cambiumtds.com/student)

Please Sign In

First Name:
EX: JORDAN 

Student ID:
EX: 123456789 

Session ID:
CS - - - 

Browser: Chrome v107

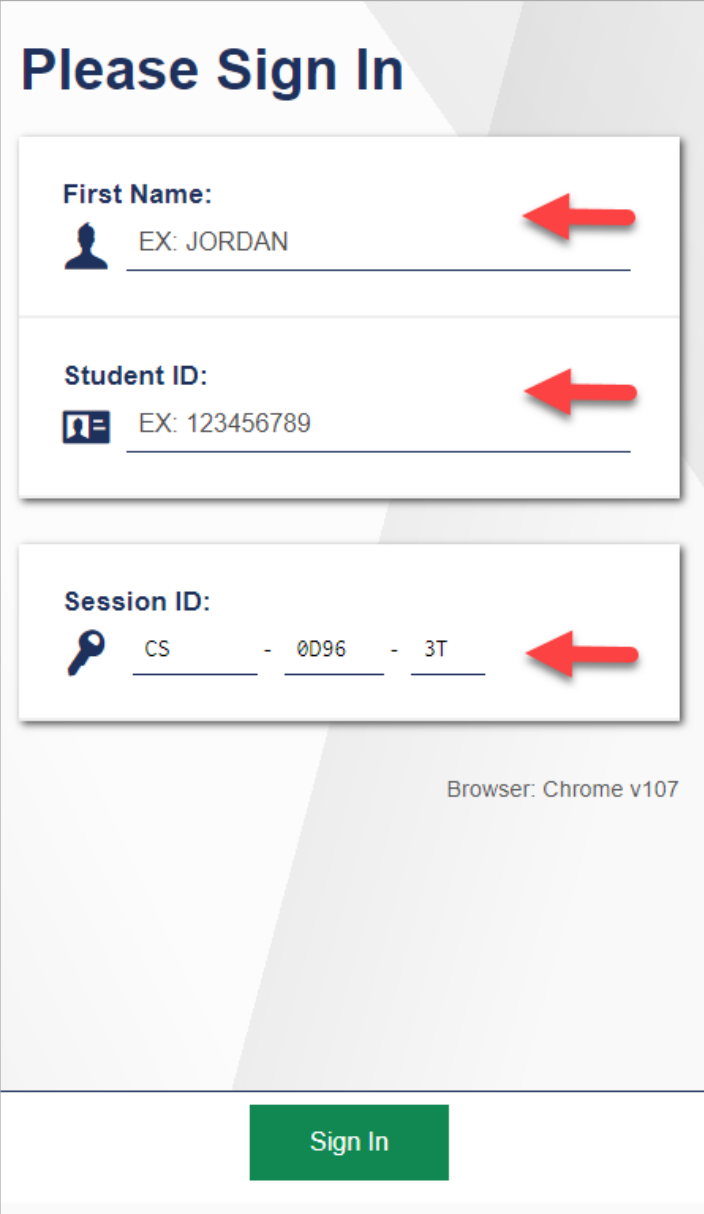
[Sign In](#)

Student Login via Direct Public Browser Link

Direct Student Login Link
Example:

[https://clearsight.cambiumtds.com/
student?session=CS-0D96-3T](https://clearsight.cambiumtds.com/student?session=CS-0D96-3T)

- Link includes the Test Session ID



The screenshot shows a login form with three input fields, each with a red arrow pointing to the right. The first field is labeled 'First Name:' and contains the text 'EX: JORDAN'. The second field is labeled 'Student ID:' and contains the text 'EX: 123456789'. The third field is labeled 'Session ID:' and contains the text 'CS - 0D96 - 3T'. Below the fields, the text 'Browser: Chrome v107' is visible. At the bottom of the form is a green 'Sign In' button.

Please Sign In

First Name: EX: JORDAN

Student ID: EX: 123456789

Session ID: CS - 0D96 - 3T

Browser: Chrome v107

Sign In

Student Login Errors

Issue	Error Message	What to Do
Student first name and SSID do not exactly match what is in the system.	Please check that your information is entered correctly. If you need help, ask your Test Administrator.	Verify that the student has entered the correct first name and exact SSID. You may need to use the Student Lookup Tool, which is located in the Test Administrator Interface, to verify that the student is in the system.
Student enters the session ID incorrectly.	The session is not available for testing.	Verify that the student has entered the correct session ID with no extra spaces or characters.
Student enters a session ID for an incorrect or expired session.	Session has expired.	Ensure that the student enters the correct session ID for the current session. If this does not work, verify that your session is open using the Test Administrator interface.
One person (either the TA or the student) is using the Operational Test Administration Site, and the other is using the Practice Site.	The session is not available for testing.	If taking a practice test, make sure that you and the student are both on the Practice Site. If taking an operational test, make sure that the student is using the Secure Browser and you are using the Operational Test Administration Site.

Student Verification

Is This You?

Please review the following information.

First Name

DemoFirstName

Username:

9999999

Last Name

DemoLastName

Grade

5

Date of Birth

July 15, 2007

School:

Demo School 9001



Operational Test Site

Yes

No

Student Test Selection

Your Tests
Select the test you need to take.

ClearSight Formative →

Interims →

Back to Login

Your Tests
Select the test you need to take.

← Interims

ELA

Grade 3

→ **Start Interim: ELA Grade 3**
This is opportunity 1 of 4

Math

Grade 3

→ **Start Interim: Math Grade 3**
This is opportunity 1 of 4

→ Back to Login

Waiting for Approval

Waiting for Approval

Your Test Administrator needs to review your requested test and your test settings. This may take a few minutes.

First Name First	Session ID CS-D4C8-5
Test Interim: ELA Grade 3	

Cancel Request

Functionality Checks



Audio/Video Check

Audio Playback Check

Make sure audio playback is working.



To play the sample sound, press the speaker button.

Next Step:

If you heard the sound, choose **I heard the sound**. If not, choose **I did not hear the sound**.

I heard the sound

I did not hear the sound

Sound Check: Audio Problem

You must be able to play audio for this test. Please tell your Test Administrator that your device has an audio problem.

Next Step:

To try the audio playback check again, choose **Try Again**. If your Test Administrator tells you to log out, choose **Log Out**.

Try Again

Text-to-Speech Check

Text-to-Speech Sound Check

Make sure text-to-speech is working.



Press the speaker button. You should hear a voice speak the following sentence: "This text is being read aloud."

Sound Settings

Current Voice Pack:

Use the sliders to adjust pitch and volume. You will not be able to change the voice pack once you begin your test.

Volume

10

Pitch

10

Rate

10

Next Step:

If you heard the voice clearly, choose [I heard the voice]. If not, choose [I did not hear the voice]. To continue testing without checking text-to-speech, choose [Skip TTS Check].



I heard the voice

I did not hear the voice

Skip TTS Check

Audio Playback Check

Audio Playback Check

Make sure audio playback is working.



To play the sample sound, press the speaker button.

Next Step:

If you heard the sound, choose **I heard the sound**. If not, choose **I did not hear the sound**.

I heard the sound

I did not hear the sound

Sound Check: Audio Problem

You must be able to play audio for this test. Please tell your Test Administrator that your device has an audio problem.

Next Step:

To try the audio playback check again, choose **Try Again**. If your Test Administrator tells you to log out, choose **Log Out**.

Try Again

Sound and Video Playback Check

Sound and Video Playback Check

Make sure video playback is working.



Make sure video and audio playback are working. To play the sample video and sound, press the play button.

Next Step:

If you were able to play the video and its sound, choose **I could play the video and sound**. If not, choose **I could not play the video or sound**.

I could play the video and sound

I could not play the video or
sound

Instructions and Help

You may select the question mark button to access this Help Guide at any time during your test.

Test Settings

Use this button to review your test settings.

[View Test Settings](#)



Additional Test Information

- Please consult your teacher prior to pausing this test.
- You must answer every item on this test. You may not skip questions.

Help Guide

The Help Guide and test rules can be accessed at any time by using the button on the top part of the test page.

[View Help Guide](#)



[Begin Test Now](#)

[Go Back](#)

Review Test Settings: Interim & Formative Tests

Instructions and Help

You may select the question mark button to access this Help Guide at any t

Test Settings

Use this button to review your test settings.

View Test Settings



Review Test Settings

Please review the accommodation settings for your test.

Interim: ELA Grade 3

Concentration Assistance Tools

 Masking **Off**

Presentation

 American Sign Language **On**

 Language **English**

Visual Assistance Tools

 Color Contrast **Black on White (default)**

 Line Reader **Enhanced version On**

 Mouse Pointer **Extra Large Red**

 Zoom

OK

Undo Changes

Review Test Settings: Educator-Authored Tests

Review Test Settings

Please review the accommodation settings for your test.

Demo Test 9.19(0)

Desmos Calculator	Graphing
IntraTest TTS Controls	IntraTest TTS Controls
Language	English
TTS Tracking	On
TTS Speak Measured Passage Content	TTS Speak Measured Passage Content
Text-to-Speech	TTS
TTX Business Rules	A203
TTS Audio Adjustments	TTS Audio Adjustments
TTS Speak Measured Item Content	TTS Speak Measured Item Content
Color Contrast	Black on White (default)

OK

Undo Changes

Text-to-Speech	TTS
TTX Business Rules	A203
TTS Audio Adjustments	TTS Audio Adjustments
TTS Speak Measured Item Content	TTS Speak Measured Item Content
Color Contrast	Black on White (default)
Line Reader	<input type="checkbox"/> OFF
Masking	<input type="checkbox"/> OFF
Mouse Pointer	System Default
Permissive Mode	<input type="checkbox"/> OFF
Zoom	No default zoom applied
Streamline	<input type="checkbox"/> OFF

OK

Undo Changes

Help Guide

Help Guide

The Help Guide and test rules can be accessed at any time by using the button on the top page.

View Help Guide



Begin Test Now

Go Back

Help Guide

Select the text you want to hear and click the green button to have it played.

Contents

- [Overview of the Test Site](#)
- [Test Rules](#)
- [About Print-on-Demand and Text-to-Speech](#)

Overview of the Test Site

Sample Test Page

Questions: 7

Grade 5 Math Test (7 out of 30) Doe, Jane (SSID: ...)

Back Next End Test

End Test Button

Test Tools

Navigation Buttons

Questions Drop-down

7

Which expression is equal to $\frac{7}{8}$?

Context Menu

Help, Pause, & Volume Buttons

Line Reader Zoom Out Zoom In

A) $7 \div 8$

B) 8×7

C) $8 \div 7$

D) 7×8

There are two types of test tools available:

Back

Test Interface

The screenshot displays a digital test interface. At the top, a header bar contains the text "Items Grade 5 ELA Test (4 out of 10) DEMO, STUDENT (SSID: 123456789) ABC-A123-1" along with a help icon and a pause icon. Below the header is a toolbar with navigation buttons: "Back", "Next", and "Save" on the left; "Masking", "Global Notes", "Line Reader", "Zoom Out", and "Zoom In" on the right. A progress indicator shows four items, with the third item selected and marked with a green checkmark. The main content area is split into two panes. The left pane contains the text:

Read the text and answer the questions.

Cuisine and Etiquette
by the Peace Corps

Cuisine and Etiquette in Zambia

Zambia's staple food is maize (corn), and Zambians eat maize in several ways. When the corn is ripe but still green, it can be roasted or boiled. When it is dry and hard, it can be fried or boiled. It can also be pounded slightly to remove the

The right pane shows a question card for item 3, with a "Last Saved: 9:22 AM" timestamp and "GUEST, GUEST" user information. The question text is:

The following question has two parts. First, answer part A. Then, answer part B.

Part A

How does the information in "Cuisine and Etiquette in Uganda" help the reader understand the differing roles of males and females in "Cuisine and Etiquette in Zambia"?

by explaining that in Uganda men are not expected to sit in the kitchen

Global Menu

The screenshot displays a digital reading application interface. At the top, a header bar contains the text "Items Grade 5 ELA Test (4 out of 10) DEMO, STUDENT (SSID: 123456789) ABC-A123-1" and a help icon. Below the header, a toolbar contains navigation and test tool icons. The navigation icons (Back, Next, Save) are highlighted with a red box and labeled "Navigation Buttons". The test tool icons (Masking, Global Notes, Line Reader, Zoom Out, Zoom In) are also highlighted with a red box and labeled "Test Tools". The main content area shows a text passage about "Cuisine and Etiquette in Zambia" and a question about the differing roles of males and females in "Cuisine and Etiquette in Zambia".

Items Grade 5 ELA Test (4 out of 10) DEMO, STUDENT (SSID: 123456789) ABC-A123-1

Back Next Save Masking Global Notes Line Reader Zoom Out Zoom In

1 2 3 4

Read the text and answer the questions.

Cuisine and Etiquette in Zambia

Zambia's staple food is maize (corn), and Zambians eat maize in several ways. When the corn is ripe but still green, it can be roasted or boiled. When it is dry and hard, it can be fried or boiled. It can also be pounded slightly to remove the

How does the information in "Cuisine and Etiquette in Uganda" help the reader understand the differing roles of males and females in "Cuisine and Etiquette in Zambia"?

- by explaining that in Uganda men are not expected to sit in the kitchen

Navigation
Buttons

Test
Tools

Items Drop-Down Menu



Items ▾ DEMO, STUDENT (SSID: 123456789) ABC-A123-1 23456789) ABC-A123-1 ? ||

🚩 = You have marked questions. Review these questions before submitting your test.

1 2 🚩 3 🚩 4

5 6 7 8 🚩 9 → 10 🚩

Asteroids: Mini Planets

10

Last Saved: 10:25 AM GUEST, GUEST

Questions ▾ Student Digital Test Preview (6 out of 15) GUEST, GUEST (Registration Number: GUEST) GUEST SESSION

▲ = This symbol indicates unanswered questions.

Student Digital Test Preview

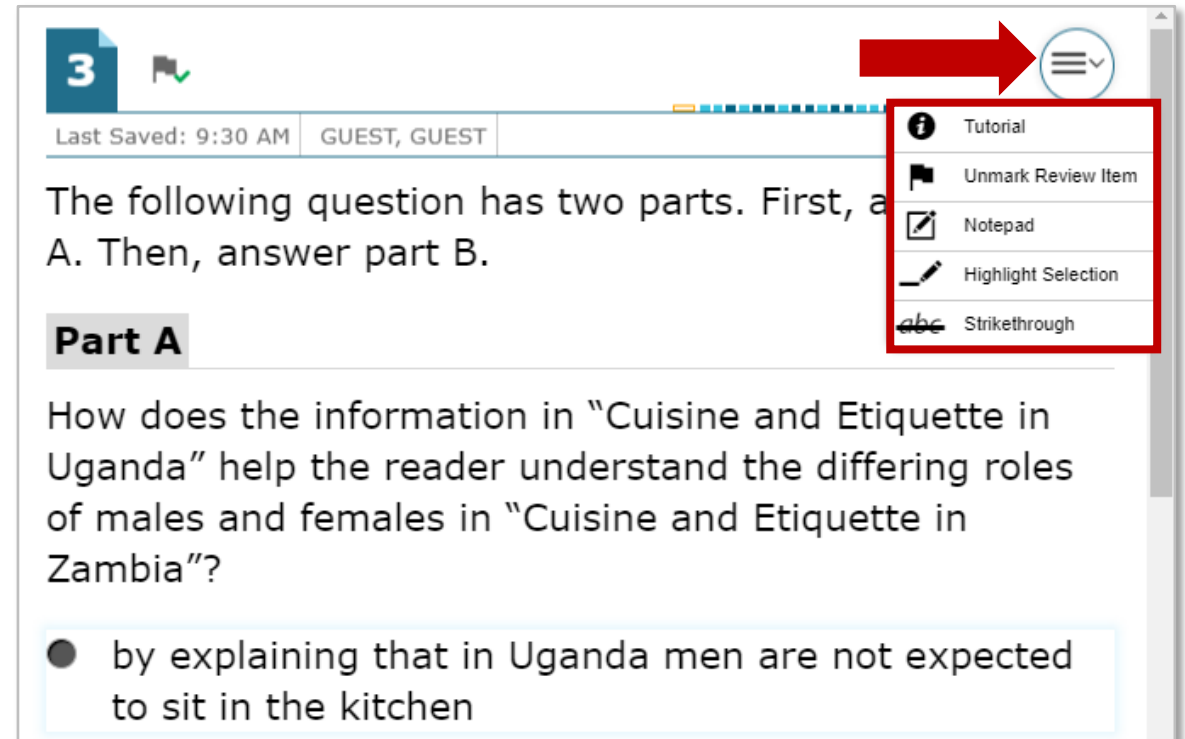
☰ 1 2 3 4 ▲ ☰ 5 6 ▲

7 8 9 ▲

Context Menus

Context menus allow students to:


- Mark items for review
- View item tutorials
- Send print requests to the TA (if available)
- Access additional features depending on test settings and item types



Universal Tools



Universal Tools: Expandable Items


A screenshot of a digital reading interface. At the top, a header bar displays "Items" with a dropdown arrow, "Grade 5 ELA Test (2 out of 10)", "DEMO, STUDENT (SSID: 123456789)", and "ABC-A123-1". Below the header is a toolbar with icons for "Back", "Next", "Save", "Masking", "Global Notes", "Line Reader", "Zoom Out", and "Zoom In". A progress bar is visible below the toolbar. On the right side, there are four numbered buttons (1, 2, 3, 4) with green checkmarks below them; button 2 is highlighted. The main content area shows a document titled "2" with a green checkmark. Below the title, it says "Last Saved: 9:22 AM" and "GUEST, GUEST". The passage text reads: "First, read the sentence from 'Cuisine and Etiquette in Zambia.'" followed by "Zambia's staple food is maize (corn), and Zambians eat maize in several ways." A red arrow points from the right arrow icon in the top-left box to the "Next" button in the toolbar. A blue bracket on the left side of the passage is labeled "Passage".

Universal Tools: Expandable Items continued

The screenshot displays a digital reading application interface. At the top, there are navigation icons: a left arrow labeled 'Back', a right arrow labeled 'Next', and a floppy disk labeled 'Save'. On the right side, there are utility icons: a notepad labeled 'Notes', a horizontal line labeled 'Line Reader', a magnifying glass labeled 'Zoom Out', and a magnifying glass with a plus sign labeled 'Zoom In'. Below these icons is a horizontal row of numbered tabs from 1 to 8. Tab 1 is highlighted in blue and has a small icon of a square with arrows pointing outwards, which is enclosed in a red box. Tab 5 has a green checkmark. The main content area on the left shows a paragraph starting with '5 Lyman Frank Baum was born to a wealthy family in Chittenango, New York, in 1856. He spent most of his childhood living at a beautiful country estate called Rose Lawn. A serious heart condition made it necessary for him to be tutored at home, and one of his favorite pastimes was reading and creating stories. At a young age, Frank, as he preferred to be called,'. On the right, an expandable item is open, showing a blue header with the number '1' and a hamburger menu icon. The content of the expandable item reads: 'Read these sentences from the passage. "Later he explained how he suddenly became inspired by this special tale. "I was sitting in the hall, telling the kids a story, and suddenly this [tale] moved right in and took possession. I shoed

Universal Tools: Notes

The screenshot shows a test interface for 'Grade 6 ELA - Training Test (4 out of 7)'. The top navigation bar includes 'Back', 'Next', 'Save', 'Masking', 'Notes', 'Line Reader', 'Zoom Out', and 'Zoom In'. The 'Notes' icon is highlighted with a red box, and a red arrow points to it. A 'Notes' dialog box is open, containing the text: 'Use the space below to write some notes. Keep in mind you must respond to each question in the space provided and you will not be able to copy these notes into your response.' The dialog has 'Cancel' and 'Save and Close' buttons. A red arrow points to a 'resize' handle at the bottom right of the dialog.



Universal Tools: Notepad

The screenshot shows a web-based test interface. At the top, there is a navigation bar with 'Back', 'Next', and 'Save' buttons, and 'Line Reader', 'Zoom Out', and 'Zoom In' options. The main content area displays a reading passage and a multiple-choice question. A 'Notepad' window is open in the foreground, and a context menu is visible on the right side of the page. A red arrow points to the 'Notepad' option in the menu, and another red arrow labeled 'resize' points to the bottom-right corner of the Notepad window.

Items: 2019 Grade 8 English/Language Arts Released Items (8 out of 10) GUEST, GUEST (STN: GUEST) UAT-0562-1

Back Next Save Line Reader Zoom Out Zoom In

9

GUEST, GUEST

A student is v
from a draft c

Surtsey i
formed b
appeared
wanted t
results o
Surtsey i

Which senten

Ⓐ The numb

Ⓑ The ocean

Ⓒ The island

Ⓓ This island

the parag
was
ey
he
day

life.

Notepad

Cancel Save and Close

Tutorial

Mark for Review

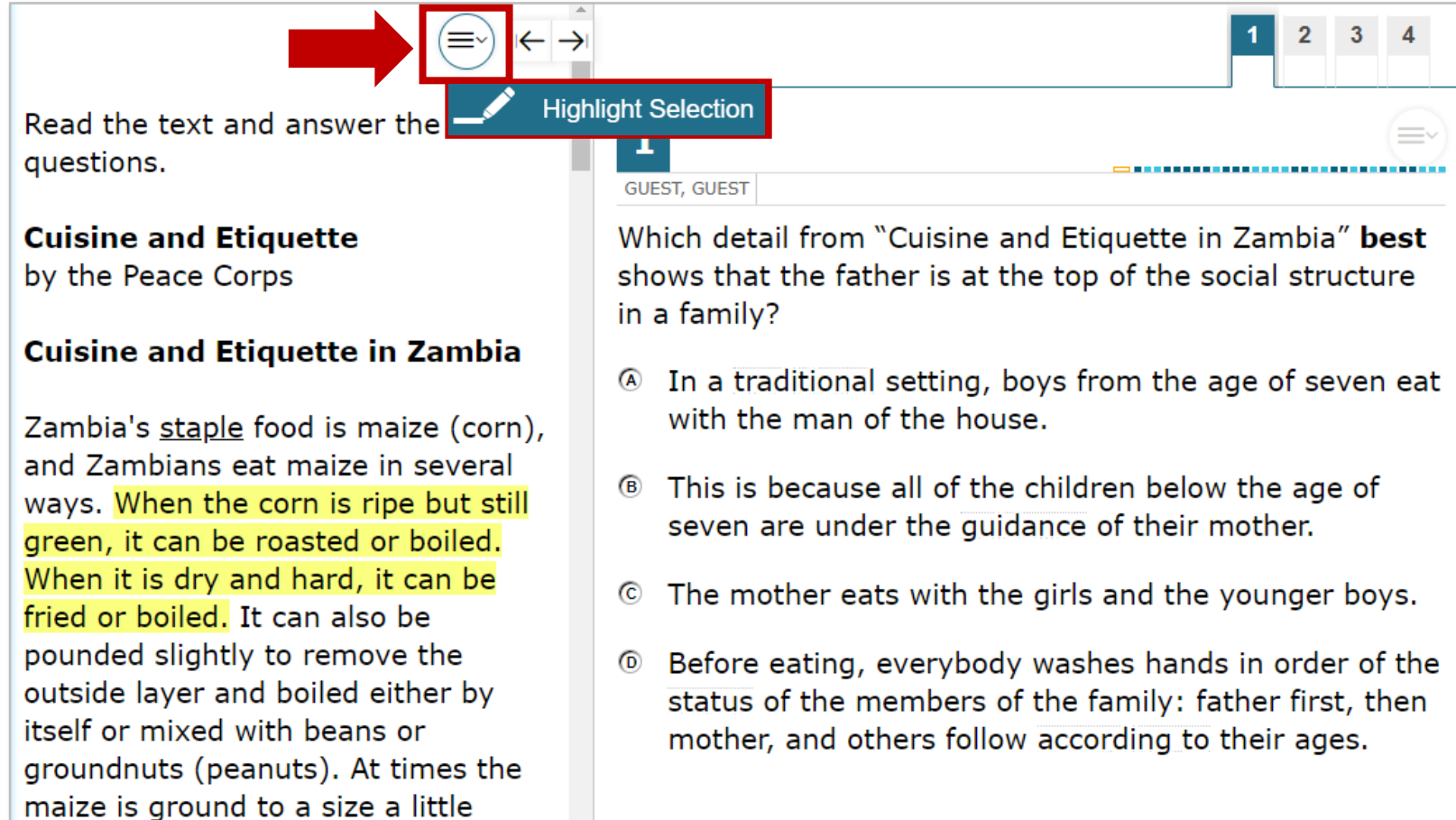
Notepad

Highlight Selection

Strikethrough

resize

Universal Tools: Highlighter



Read the text and answer the questions.

Cuisine and Etiquette
by the Peace Corps

Cuisine and Etiquette in Zambia

Zambia's staple food is maize (corn), and Zambians eat maize in several ways. **When the corn is ripe but still green, it can be roasted or boiled. When it is dry and hard, it can be fried or boiled.** It can also be pounded slightly to remove the outside layer and boiled either by itself or mixed with beans or groundnuts (peanuts). At times the maize is ground to a size a little

GUEST, GUEST

Which detail from "Cuisine and Etiquette in Zambia" **best** shows that the father is at the top of the social structure in a family?

- (A) In a traditional setting, boys from the age of seven eat with the man of the house.
- (B) This is because all of the children below the age of seven are under the guidance of their mother.
- (C) The mother eats with the girls and the younger boys.
- (D) Before eating, everybody washes hands in order of the status of the members of the family: father first, then mother, and others follow according to their ages.

Universal Tools: Strikethrough

1






The reader can infer that the narrator is in charge of the group. Which sentence from the text **best** supports this inference?

(A) We drove by a small house that appeared to be damaged by the recent storm that raged through town.

(B) ~~We noticed many forms of life including horses, cows, pigs, and sheep.~~

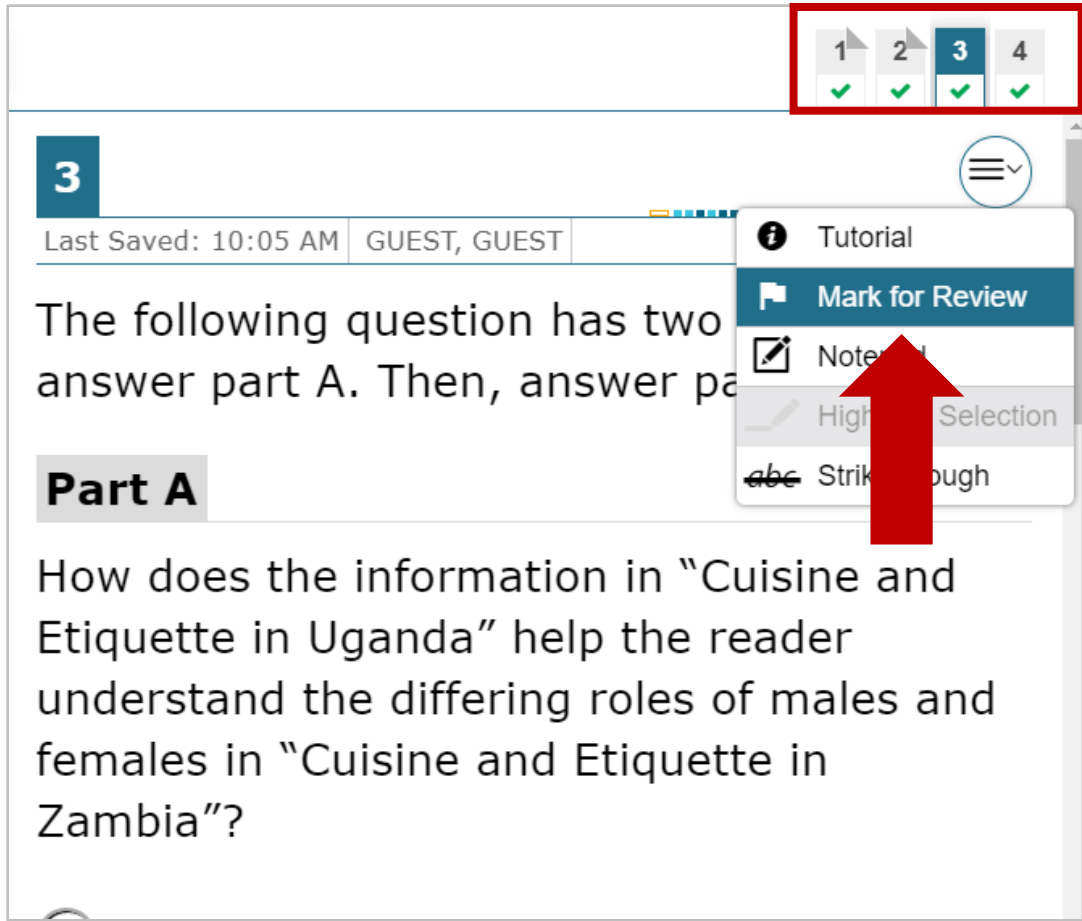
(C) ~~I was in awe of the beauty as the sun slowly met the calm waters of the bay.~~

(D) I yearned to travel the world and could not imagine staying in this town for the rest of my life.

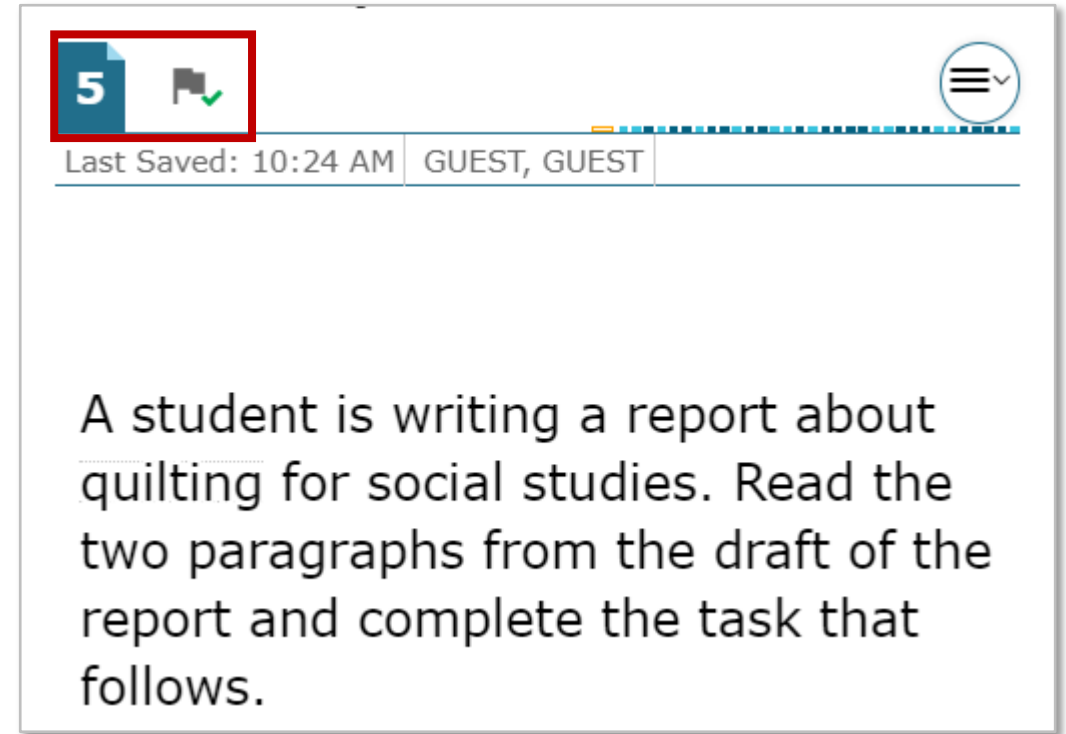
-  Tutorial
-  Mark for Review
-  Notepad
-  Highlight Selection
-  **Strikethrough**



Universal Tools: Mark for Review

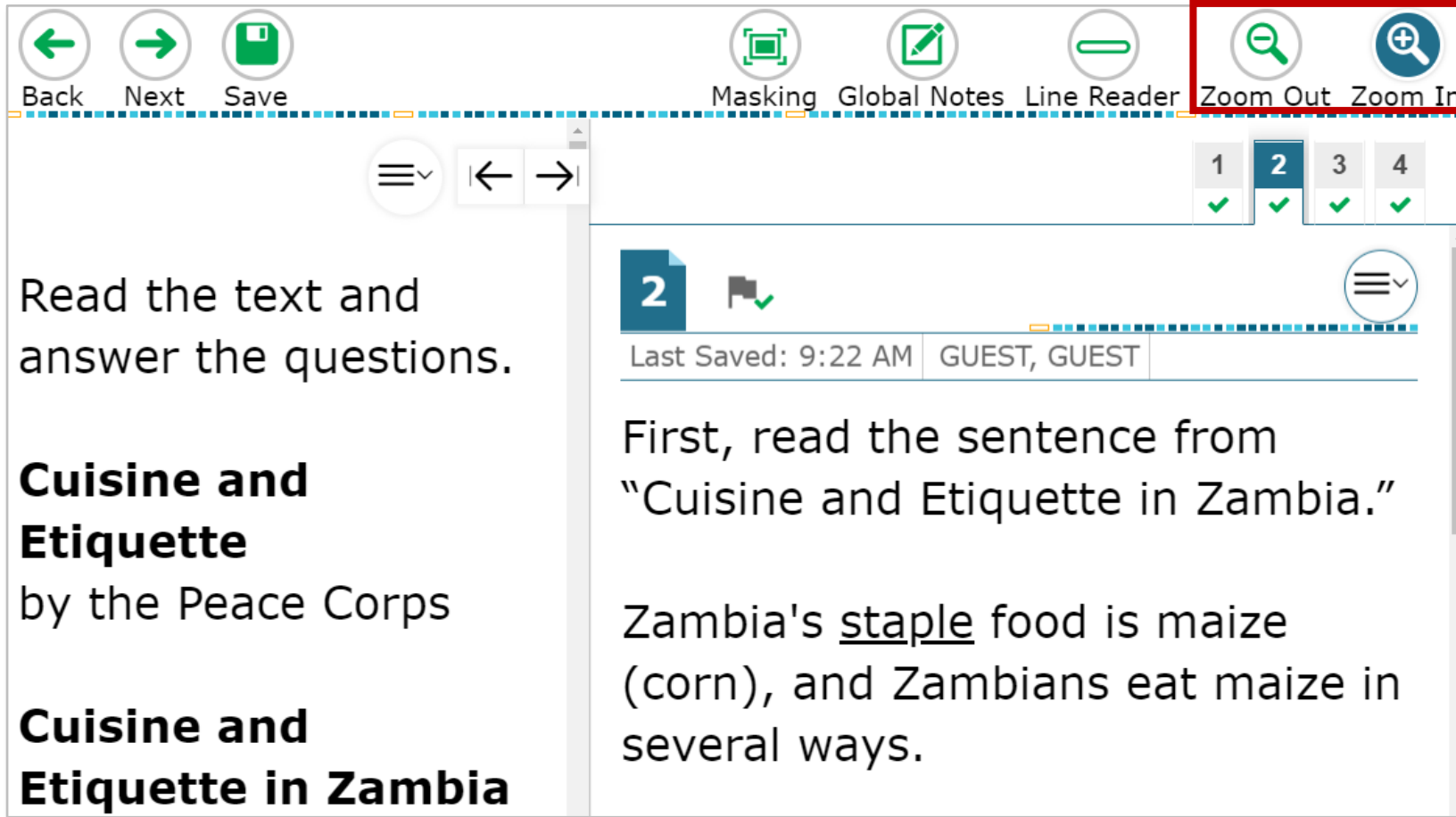


The screenshot shows a document editor interface. At the top, a toolbar contains four icons labeled 1, 2, 3, and 4, each with a green checkmark below it. A red box highlights this toolbar. Below the toolbar, a menu is open, showing options: Tutorial, Mark for Review, Note, High Selection, and Strikethrough. A red arrow points to the 'Mark for Review' option. The document content includes a section header 'Part A' and a paragraph: 'How does the information in "Cuisine and Etiquette in Uganda" help the reader understand the differing roles of males and females in "Cuisine and Etiquette in Zambia"?'.



The screenshot shows a document editor interface. At the top, a toolbar contains a document icon with a red box around it and a green checkmark. Below the toolbar, the document content is visible: 'A student is writing a report about quilting for social studies. Read the two paragraphs from the draft of the report and complete the task that follows.'

Universal Tools: Zoom




The screenshot displays a digital reading application interface. At the top, there is a toolbar with several icons: a left arrow (Back), a right arrow (Next), a floppy disk (Save), a magnifying glass with a minus sign (Zoom Out), a magnifying glass with a plus sign (Zoom In), a square with a minus sign (Masking), a pencil (Global Notes), and a horizontal line (Line Reader). The Zoom Out and Zoom In icons are highlighted with a red box, and a red arrow points to them from the right. Below the toolbar, there is a navigation area with a menu icon, left and right arrows, and a page indicator showing '2' out of '4' pages. The main content area displays a document page with the following text:

Read the text and answer the questions.

Cuisine and Etiquette
by the Peace Corps

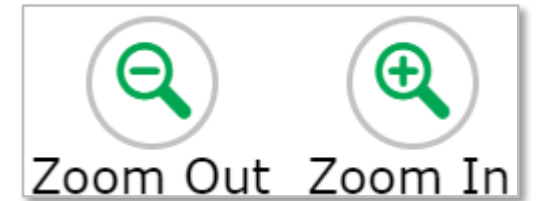
Cuisine and Etiquette in Zambia

2 

Last Saved: 9:22 AM GUEST, GUEST

First, read the sentence from "Cuisine and Etiquette in Zambia."

Zambia's staple food is maize (corn), and Zambians eat maize in several ways.



Universal Tools: English Glossary

1 2 3 4
✓ ✓ ✓ ✓

1 ✓

Last Saved: 10:24 AM GUEST, GUEST

Which detail from "Cuisine and Etiquette in Zambia" **best** shows that the father is at the top of the social structure in a family?

- In a traditional setting, boys from the age of seven eat
- This is be
- The mother eats with the girls and the younger boys.

traditional (x)

Glossary

passed down by a culture

Universal Tools: Line Reader

Items Grade 5 ELA CAT Sample Test (0 out of 27) GUEST, GUEST (SSID: GUEST) GUEST SESSION

Back Next Save Masking Line Reader Out Zoom In

Read the passage and answer the questions.

James Watt and the Teakettle
by James Baldwin

A little boy from Scotland was sitting in his grandmother's kitchen. He was watching the red flames in the wide open fireplace and quietly wondering about the causes of things. Indeed, he was always **wondering and always wanting to know.**

"Grandma," he presently asked, "what makes the fire burn?"

This was not the first time he had puzzled his grandmother with questions that she could not answer. So she went on with her

1

Click on the **two** sentences that **best** show that James Watt formed new ideas for what steam might do to help humans.

"There is a wonderful power in steam," he said to himself. "There was never a giant who had so much strength. If we only knew how to harness that power, there is no end to the things it might do for us. It would not only lift weights, but it would turn all kinds of machinery. It would draw our wagons, it would push our ships, it would plow and sow, it would spin and weave. For thousands of years men have been working alongside of this power, never dreaming that it might be made their servant."



Universal Tools: Dictionary

Back Next Save Masking **Dictionary** Notes Line Reader Zoom Out Zoom In

2 Dictionary

GUEST, GU

Antho

He us

What

Merriam-Webster ratio Dictionary Thesaurus Spanish

Showing Dictionary search results for

ratio

ENTRIES FOUND: 1

ratio

(A) 2

(B) 3:2

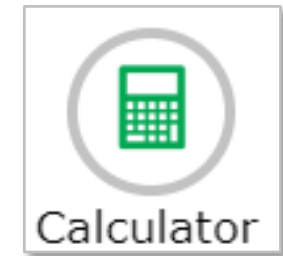
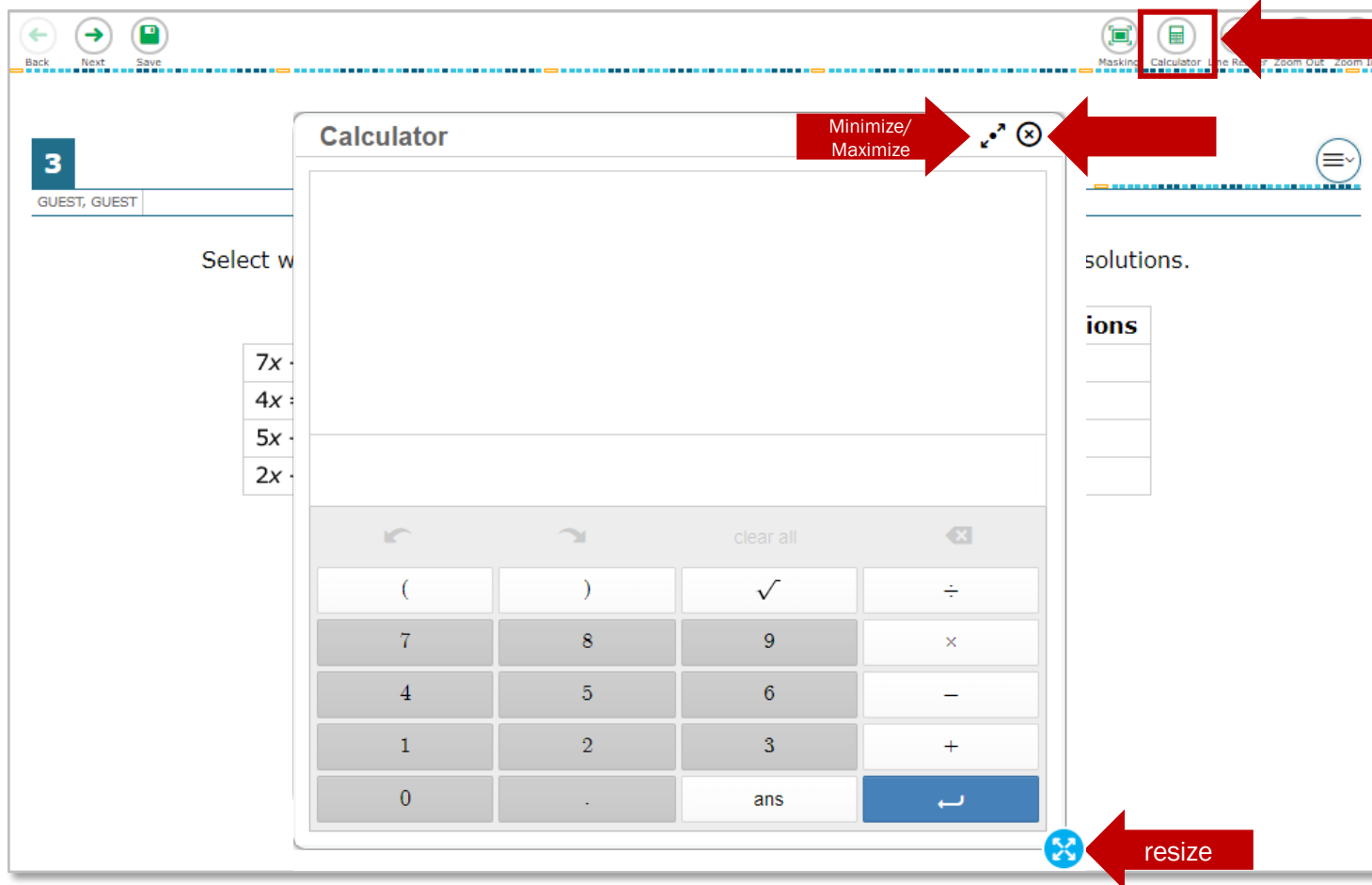
(C) 2:5

Minimize/Maximize

resize



Universal Tools: Calculator

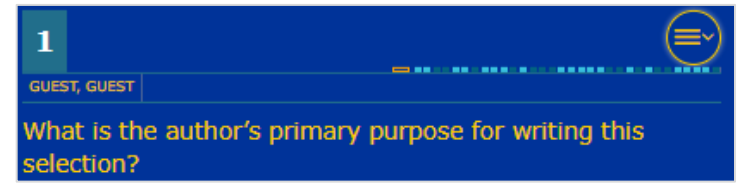
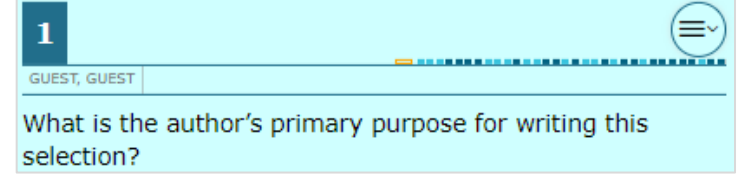
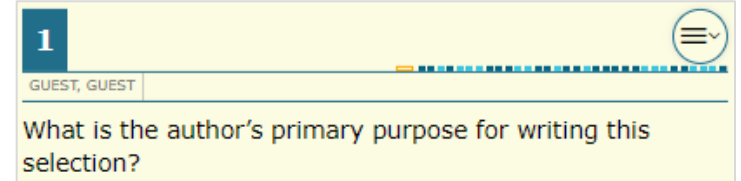
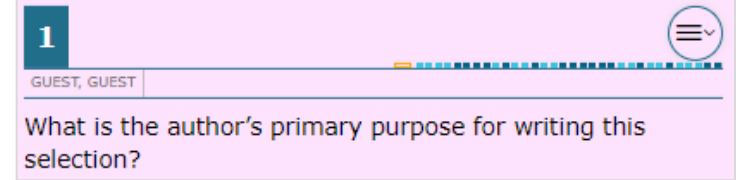
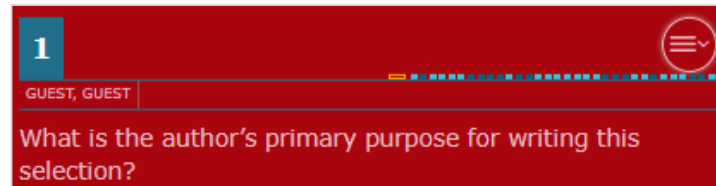
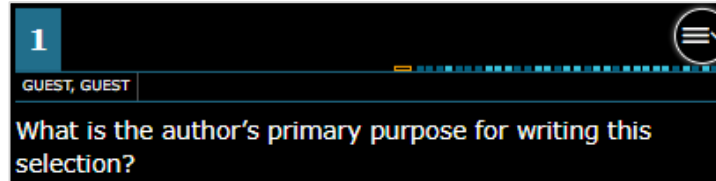
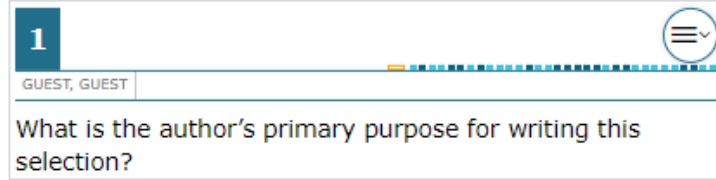


Accessibility Resources



Accessibility Resources: Color Contrast

- Black on White
- White on Black
- Red on White
- White on Red
- Black on Light Magenta
- Black on Light Yellow
- Black on Light Blue
- Yellow on Blue



Accessibility Resources: Masking

Back Next Save

Masking Global Notes Line Reader Zoom Out Zoom In

Read the text and answer the questions.

Cuisine and Etiquette
by the Peace Corps

Cuisine and Etiquette in Zambia

Zambia's staple food is maize (corn), and Zambians eat maize in several ways. When the corn is ripe but still green, it can be roasted or boiled. When it is dry and hard, it can be fried or boiled. It can also be pounded slightly to remove the outside

1

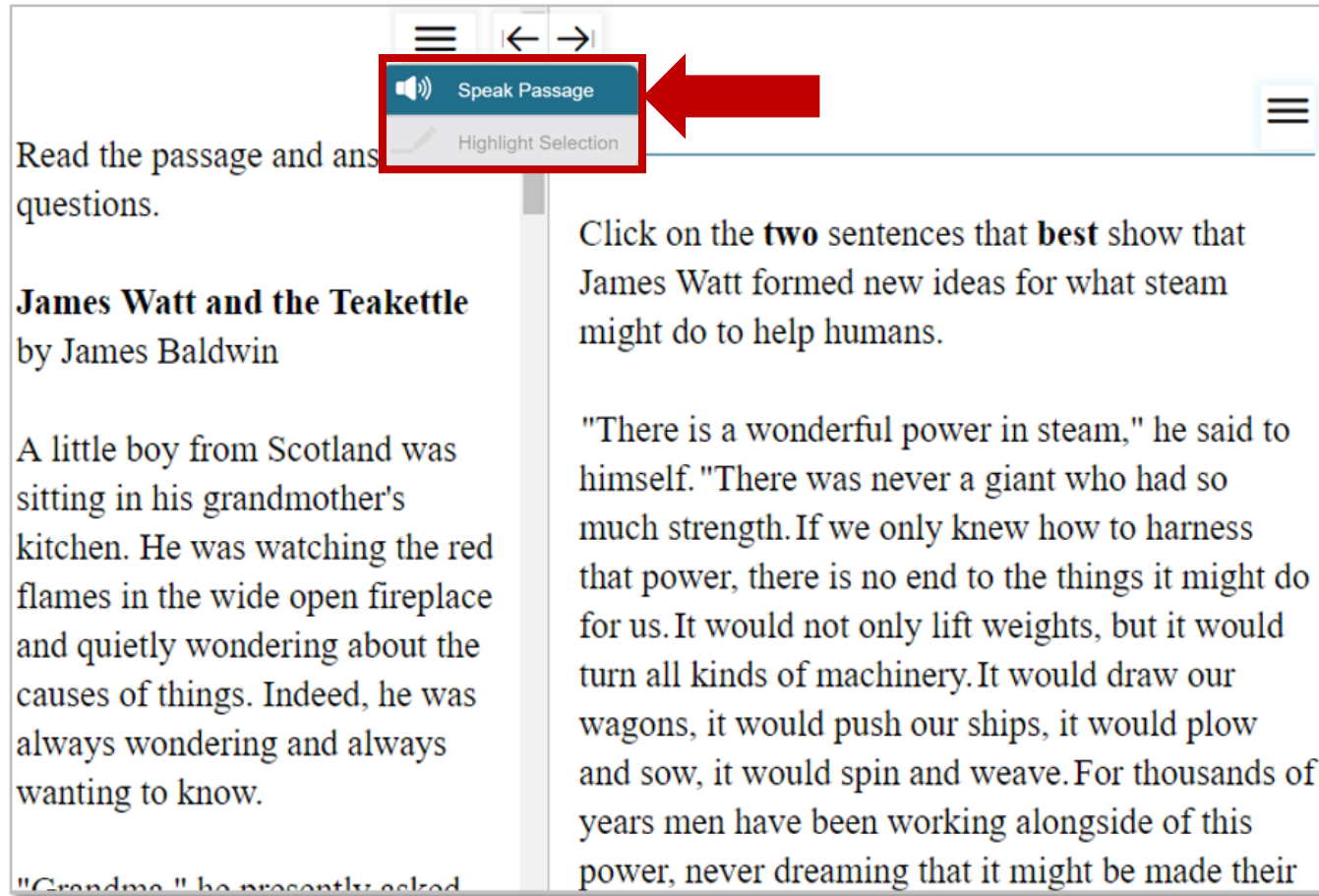
Last Saved: 10:24 AM GUEST, GUEST

Which detail from "Cuisine and Etiquette in Zambia" **best** shows that the father is at the top of the social structure in a family?

- In a traditional setting, boys from the age of seven eat with the man of the house.
- This is because all of the children below the age of seven are under the guidance of their mother.
- The mother eats with the girls and the younger boys.



Accessibility Resources: Text-to-Speech



The screenshot shows a digital reading interface with a toolbar at the top. The toolbar includes a menu icon (three horizontal lines), left and right arrow icons, a "Speak Passage" button with a speaker icon, and a "Highlight Selection" button. A red arrow points to the "Speak Passage" button. Below the toolbar, the text "Read the passage and answer questions." is visible. The main content area is split into two columns. The left column contains the title "James Watt and the Teakettle" by James Baldwin and a paragraph of text. The right column contains a question prompt and a longer paragraph of text.

Read the passage and answer questions.

James Watt and the Teakettle
by James Baldwin

A little boy from Scotland was sitting in his grandmother's kitchen. He was watching the red flames in the wide open fireplace and quietly wondering about the causes of things. Indeed, he was always wondering and always wanting to know.

"Grandma," he presently asked,

Click on the **two** sentences that **best** show that James Watt formed new ideas for what steam might do to help humans.

"There is a wonderful power in steam," he said to himself. "There was never a giant who had so much strength. If we only knew how to harness that power, there is no end to the things it might do for us. It would not only lift weights, but it would turn all kinds of machinery. It would draw our wagons, it would push our ships, it would plow and sow, it would spin and weave. For thousands of years men have been working alongside of this power, never dreaming that it might be made their

Accessibility Resources: Print-on-Demand

Items ▾ Grade 5 ELA - Practice Test (7 out of 28) Demo, Student (SSID: 123456789) GUEST SESSION ? ||

Back Next Save Global Notes Line Reader Print Page Zoom Out Zoom In

7 8 9 10 11 12 13

7

GUEST Last Saved: 1:29 PM

Read the text and answer the questions.

Cuisine and Etiquette
by the Peace Corps

Cuisine and Etiquette in Zambia

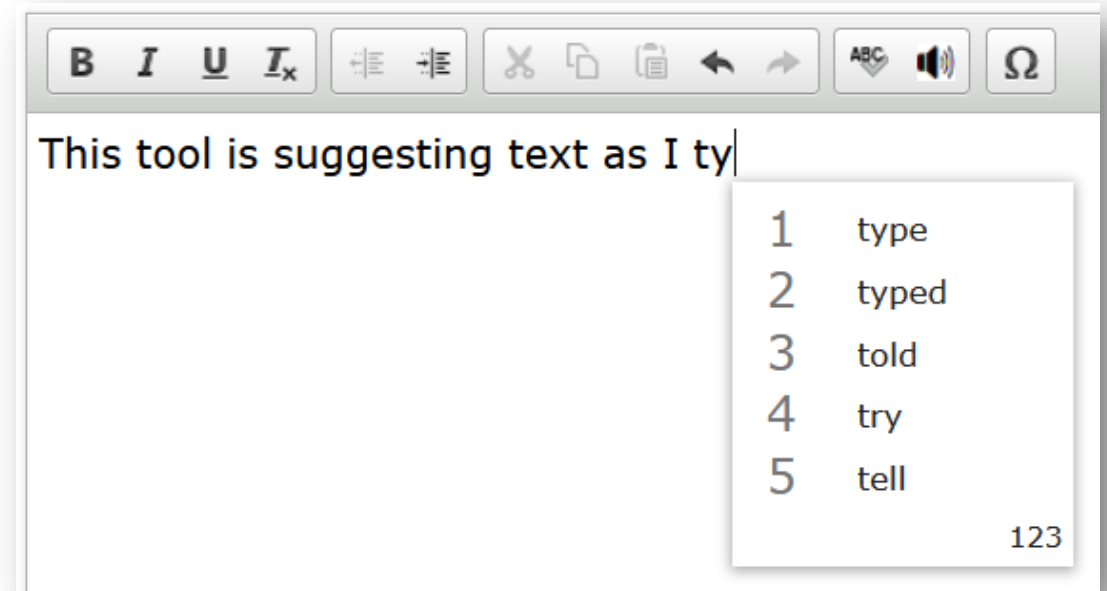
Which detail from “Cuisine and Etiquette in Zambia” **best** shows that the traditional social structure in a family is changing?

(A) In a traditional setting, boys and girls of seven eat with the man of the house.

- Tutorial
- Print Item**
- Mark for Review
- Comment
- Strikethrough
- Highlight Selection

Accessibility Resources: Word Prediction

- Available in the Test Delivery System (TDS) for students with the appropriate accommodations.
- Predicts each word as students type a written response.
- Students can select a word instead of typing it manually.
- Available on supported iPadOS and ChromeOS devices.



Test Items

Test Items: Examples

Selected Response Item

The screenshot shows a digital test interface. At the top, there is a navigation bar with icons for Back, Next, Save, Masking, Dictionary, Notes, Line Reader, Zoom Out, and Zoom In. The 'Save' icon is highlighted with a red box. Below the navigation bar, the item number '2' is displayed in a blue box. The user is identified as 'GUEST, GUEST'. The question text reads: "Anthony is mixing red paint and orange paint to create a new color. He uses 2 cups of red paint for every 3 cups of orange paint. What is the ratio of red paint to orange paint that Anthony uses?" Below the question, there are four multiple-choice options: (A) 2:3, (B) 3:2, (C) 2:5, and (D) 5:2.

Interactive Item

The screenshot shows a digital test interface. At the top, there is a navigation bar with icons for Back, Next, Save, Masking, Dictionary, Notes, Line Reader, Zoom Out, and Zoom In. The 'Save' icon is highlighted with a red box. Below the navigation bar, the item number '13 - 15' is displayed in a blue box. The user is identified as 'GUEST, GUEST' and the text 'Last Saved: 11:16 AM' is visible. The question text reads: "Koalas are animals that live in Australia. They **looked** **look** a little bit like small bears, **but** they are not bears. They are brown or gray, with round, fluffy ears, and they have no tails. You have probably seen pictures of koalas. They are very popular because they are so cute. Koalas are herbivores, which means they eat plants. They live in trees and love to climb. Koalas are **knowne** to sleep up to 20 **ours** a day. Many people around the world v... live 13 to 18 years in the wild, but the... lived to be 23 years old." A pop-up dialog box is open over the text, titled "Replace 'knowne' with:", with a dropdown menu showing "knowen" and buttons for "OK" and "Cancel".

Reading Passages: Tabs

The Clumsy... 1 2 3 4

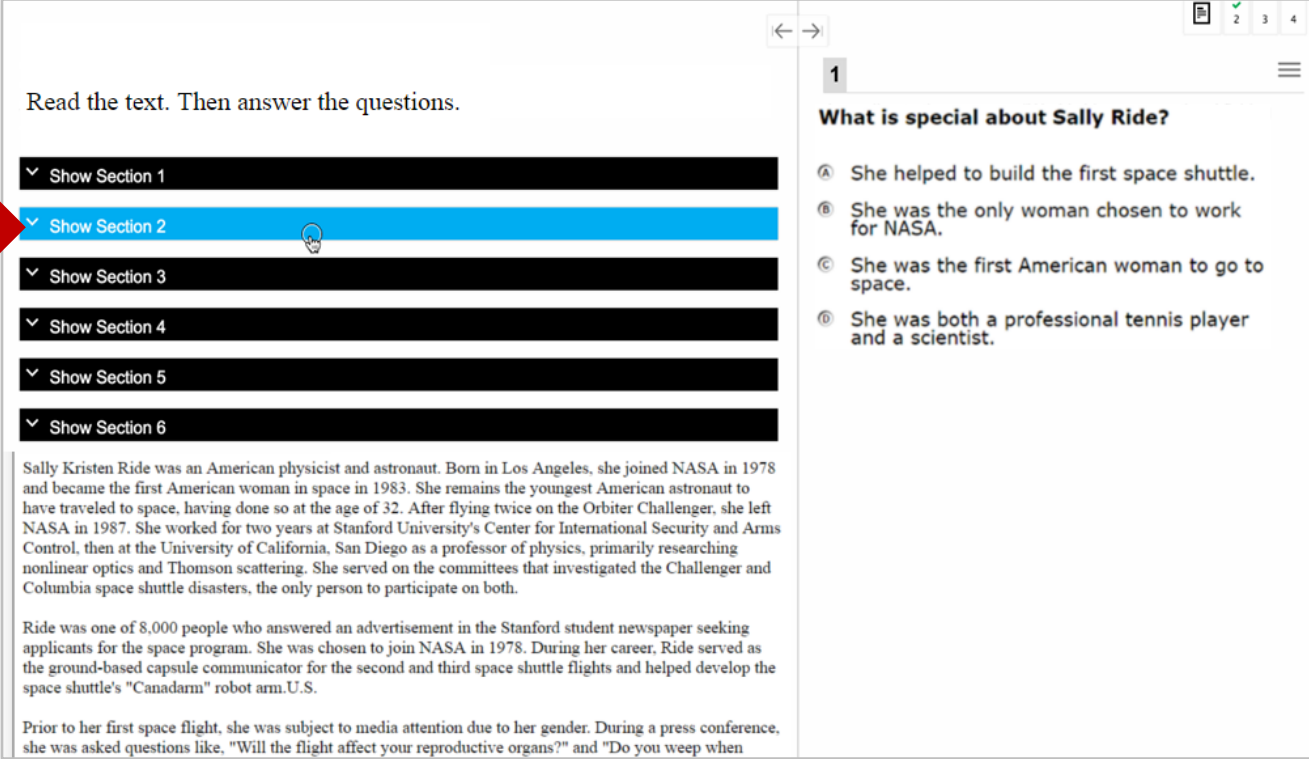
The Clumsy Monkey
by Evan Davis

Opie was a very clumsy monkey. He loved to eat bananas, but he was too embarrassed to eat them around other monkeys, because he always slipped on the banana peels.

One day, Opie's mother asked him what he wanted to eat for breakfast. Opie lied and told his mother that he wanted to eat a pineapple.

After that morning, Opie's mother gave him a pineapple for breakfast every day. He had to eat

Reading Passages: Expandable Sections



Read the text. Then answer the questions.

▼ Show Section 1

▼ Show Section 2

▼ Show Section 3

▼ Show Section 4

▼ Show Section 5

▼ Show Section 6

Sally Kristen Ride was an American physicist and astronaut. Born in Los Angeles, she joined NASA in 1978 and became the first American woman in space in 1983. She remains the youngest American astronaut to have traveled to space, having done so at the age of 32. After flying twice on the Orbiter Challenger, she left NASA in 1987. She worked for two years at Stanford University's Center for International Security and Arms Control, then at the University of California, San Diego as a professor of physics, primarily researching nonlinear optics and Thomson scattering. She served on the committees that investigated the Challenger and Columbia space shuttle disasters, the only person to participate on both.

Ride was one of 8,000 people who answered an advertisement in the Stanford student newspaper seeking applicants for the space program. She was chosen to join NASA in 1978. During her career, Ride served as the ground-based capsule communicator for the second and third space shuttle flights and helped develop the space shuttle's "Canadarm" robot arm.U.S.

Prior to her first space flight, she was subject to media attention due to her gender. During a press conference, she was asked questions like, "Will the flight affect your reproductive organs?" and "Do you weep when

1

What is special about Sally Ride?

- Ⓐ She helped to build the first space shuttle.
- Ⓑ She was the only woman chosen to work for NASA.
- Ⓒ She was the first American woman to go to space.
- Ⓓ She was both a professional tennis player and a scientist.

Test Items: Video Playback



Item Tutorial

Read the text and answer the questions.

Cuisine and Eti
by the Peace Cor

Cuisine and Eti

Zambia's staple t
and Zambians ea
ways. When the
green, it can be
When it is dry an
fried or boiled. It
pounded slightly
outside layer and
itself or mixed w
groundnuts (peanuts), ~~at times the~~
maize is ground to a size a little
larger than rice and is cooked like

I'm going to show you how to take this part of the test.

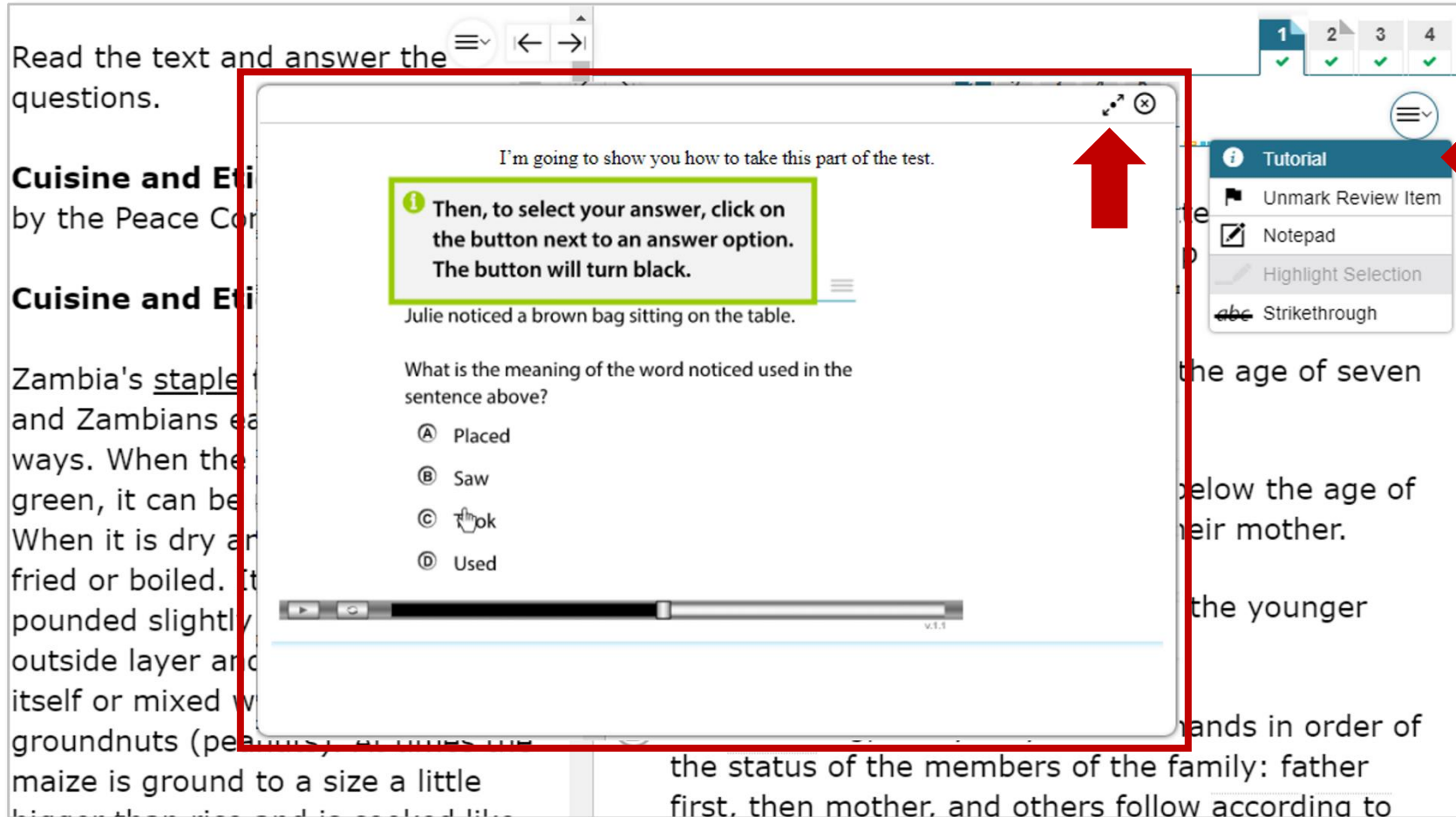
i Then, to select your answer, click on the button next to an answer option. The button will turn black.

Julie noticed a brown bag sitting on the table.

What is the meaning of the word noticed used in the sentence above?

- (A) Placed
- (B) Saw
- (C) Took
- (D) Used

the age of seven
below the age of
their mother.
the younger
hands in order of
the status of the members of the family: father
first, then mother, and others follow according to



Ending a Test



Test Pause

Items ▾ Grade 5 ELA (10 out of 10) DEMO, STUDENT (SSID: 123456789) ABC-A123-1 ? ||

Back Next Save Masking Global Notes Line Reader Zoom Out Zoom In



Attention

Are you sure you want to pause the test? If you pause your test for more than xx minutes, you may be unable to make changes to questions that you have already answered. Ask your Test Administrator before pausing your test. [MessageCode: 10899]

Yes

No



Test Pause Rules

For Interim tests that have been paused for LESS than 20 minutes, students returning from a break in testing can revisit any items in the current test segment and change their answers if desired.

Students taking an Interim test who have paused their tests for LONGER than 20 minutes may only return to the most recently visited page containing unanswered test items in the current test segment. They may change any answers present on this page but may not access any items on previous pages or in previous segments of the test.

If all items on the most recently visited page were answered prior to pausing, the student will resume the test on the next page with unanswered items and will not be allowed to access previous pages or segments of the test.

Test Timeout

Test Timeout Due to Inactivity

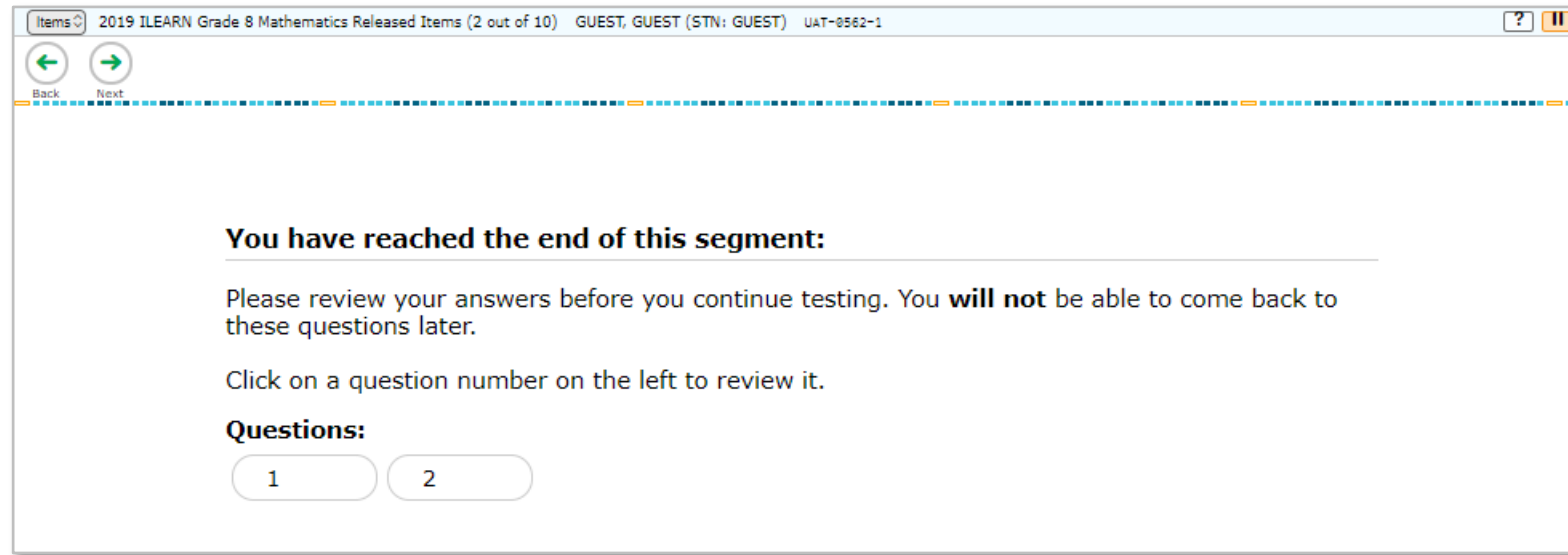
- As a security measure, after 20 minutes of test inactivity, students are logged out and their tests are paused automatically.
- Inactivity is determined by whether the student is interacting with the test by selecting answers or using navigation tools. Selecting an empty space on the screen is not considered activity.
- Students will receive a warning message before being logged out and must select **OK** on the pop-up message within 60 seconds to avoid automatic logout and pausing of their test.
- If a student's test is paused due to inactivity, the same rules apply as when the student intentionally pauses the test.

Warning

Are you still there? Click OK to continue or you will be logged out in 60 seconds.
[MessageCode: 10906]

OK

End of Segment



Items 2019 ILEARN Grade 8 Mathematics Released Items (2 out of 10) GUEST, GUEST (STN: GUEST) UAT-0562-1

Back Next

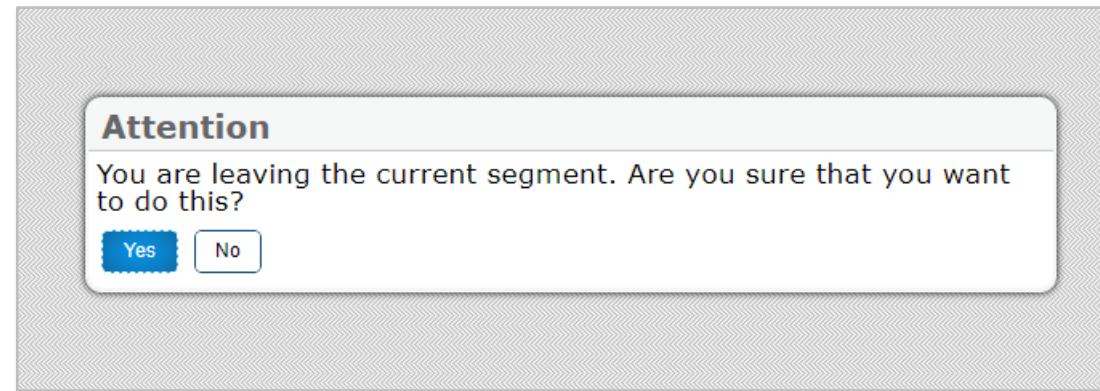
You have reached the end of this segment:

Please review your answers before you continue testing. You **will not** be able to come back to these questions later.

Click on a question number on the left to review it.

Questions:

1 2



Attention

You are leaving the current segment. Are you sure that you want to do this?

Yes No

End Test

Items Grade 5 ELA (1 out of 5) DEMO, STUDENT (SSID: 123456789) GUEST SESSION

The test has been completed and is ready to be submitted.

Back Next Save End Test Masking Global Notes Line Reader Zoom Out Zoom In

1

Last Saved: 1:10 PM GUEST, GUEST

Attention


You have answered all the questions in this test. When you have finished checking your answers, click the [End Test] button. [MessageCode: 10915]




OK

Test Submission

Congratulations, you reached the end of the test!

If you need to review your answers, select the question number you wish to review. A flag icon appears for any questions that you marked for review.

 = You have marked questions. Review these questions before submitting your test.

1 	2	3	4 	5 	6
7	8	9	10	11	12
13	14	15	16	17	18
19	20	21			

Next Step:


When you are done reviewing your answers, select **Submit Test**. You cannot change your answers after you submit the test.

Warning

Are you sure you want to submit the test?

Yes

No

Submit Test 

Your Results

Your test was submitted. You may review the test details below.

Student Name:

Demo, Amari (STN: GUEST)

Test Name:

Grade 5 Math

Test Completed On:

6/23/20XX

Scores are not shown for this test. You have finished the test. You may now log out.

Next Step:

To log out of the test, select **Log Out**.

In accordance with the Family Educational Rights and Privacy Act (FERPA), the disclosure of personally identifiable information is prohibited by law.

Log Out

Thank You!

Additional Resources:

- [ClearSight Portal](#)
- [ClearSight Help Desk](#)